RECLAIMING **OUR PLACE** RECLAIMING **OUR SPACE**

2016/17 ANNUAL REPORT

SASKATOON TRIBAL COUNCIL

VISION

Gathering together, honouring the past, building the future; Saskatoon Tribal Council is a catalyst for success.

MISSION

The Saskatoon Tribal Council is dedicated to creating a respectful environment that inspires and encourages innovation and leadership while building and strengthening partnerships with communities, individuals and organizations.

VALUES

Fairness | Integrity | Respect | Excellence

STC improves the quality of life of First Nations, living on and off reserve, through mutually beneficial partnerships with community organizations and industry. Opportunities for improved living are accessed through health, safety, economic development and education programs and services, and community financial investments. Acting as a representative body for seven First Nations, STC employs more than 250 people throughout various locations.

More information on the Tribal Council is available at **www.sktc.sk.ca**

RECLAIMING **OUR PLACE** • RECLAIMING **OUR SPACE**

CONTENTS

2 Message from the Tribal Chief

3 Message from the Vice Chief

4 Message from the Senior Executive Management Team

6 White Buffalo Youth Lodge

8 Program Highlights

20 Health Highlights

30 Special Feature: Vampire Gala

31 Special Feature: First Nations Professional Director Certification Program™

32 Cress Housing Corporation

33 Dakota Dunes Community Development Corporation

34 STC Inc. Financial Statements

53 STC Health & Family Services Financial Statements

66 STC Urban Services Financial Statements

80 Cress Housing Financial Statements

MESSAGE FROM THE TRIBAL CHIEF

Saskatoon Tribal Council (STC) continues to identify opportunities to increase standard of living for families through access to critical education, social, recreation and community programs. As such, we continue to explore feasibility on a recreation facility in the Saskatoon core.

As our members grow, it's important for our leaders to grow with them. This past year, more than 40 Professional Directors graduated from a corporate governance training program designed specifically for Saskatoon Tribal Council leadership. The success of the program speaks to the need for capacity building within First Nations and our institutions. See the Special Feature section for more.

With news of a possible papal visit to Canada for a residential school apology, STC partnered with the Catholic Diocese to invite His Holiness Pope Francis to use scenic Wanuskewin Heritage Park as the setting for his apology. We excitedly anticipate a response for a visit in 2019.

A bus load of supporters packed the Regina Court of Queen's Bench as we defended against the Province's action against us and represented our inherent right to protect STC children. Although the court outcome was less than hoped for, our efforts continue to keep families together and protected.

STC supported a group of local doctors to encourage the provincial government to declare a State of Emergency on rising HIV rates in Saskatchewan. The STC Health Centre on 20th Street began preparations to expand services with multiple agencies and explore formation of the city's first safe injection site.

This year, Mistawasis First Nation became the final STC community to take the significant step toward self-governance by signing the First Nations Land Management Act. The Act releases certain restrictions in the Indian Act, allowing greater economic development on reserve lands. Watch for a celebration in Saskatoon in late summer 2017.

STC partnered with the Indian Teacher Education Program (ITEP) at the University of Saskatchewan on a professional development school for new and existing teachers at St. Frances Cree Bilingual School. The program will support teachers in meeting the diverse and unique needs of students.

STC has allied with the Saskatoon Public and Catholic school boards on an education governance initiative. This year, a resolution was passed to further explore a First Nations-run school board, underscoring the inherent right to administer First Nations education. See the Special Feature section for more.

WE Day welcome 2016

Saskatoon City Council granted approval to begin discussions on a MOU for the development of a hydropower project at the weir. The project would create employment, training and economic opportunities for First Nations. Work is underway to explore the feasibility of the project.

The missing and murdered indigenous women and girls monument neared completion, with the unveiling set for May 2017 at the Saskatoon Police Service headquarters. Created by artist Lionel Peyachew, the life-sized bronze sculpture of a fancy dancer was inspired by the late Amber Redman.

Congratulations to Mayor Charlie Clark on his election. We look forward to working with the renewed City administration on creating meaningful change for all citizens.

We pay tribute to Elder Edward Baldhead, former employees Oliver Cameron and Mel McGhee, and colleague Debbie Dreaver of Dakota Dunes CDC. We share in the sorrow of their loved ones as we say goodbye to our good friends. Their important contributions to improving quality of life will not be forgotten.

Thank you to the Chiefs and Councils, Elders and community members for your engagement in making STC an effective organization. Thank you also to our corporate partners for their dedication to improving the quality of life for First Nations.

Sincerely,

Tribal Chief Felix Thomas

Memorandum of Understanding with Greater Saskatoon Catholic Schools and the University of Saskatchewan for a professional development school for St. Francis teachers

STC Chiefs defend the child and family services bilateral agreement

Whitecap Dakota First Nation represents with pride at the Saskatoon Exhibition Parade

MESSAGE FROM THE VICE CHIEF

I am pleased to serve a second term as STC generates creative solutions to the challenges identified by the communities we serve. We continue to explore the feasibility of the Indigenous Academy at E.D. Feehan in Saskatoon. The school will extend the success of St. Francis Cree Bilingual School into the high school years and support the natural talents of youth. Feasibility work is also underway on a rehabilitation program that will bring training and education as well as addictions support to the Saskatoon Correctional Centre's Remand Unit.

The 2016 STC Swing Fore Kids Golf Tournament was a great success, raising $12,000 to support kid's sports and recreation. The 2017 Future is Yours Career Expo was a sell out, with more than 100 exhibitors and 1,300 registered youth from across the province. In addition to attending numerous workshops and speaker panels, youth heard inspiring messages from Jeremy Thompson of the Saskatchewan Rush and Chief Cadmus Delorme. STC also partnered with Jeremy Thompson to host a lacrosse skills clinic to inspire youth athletes.

In partnership with local yoga teacher David Edney, the Indigenous Yoga Teacher-training Scholarship successfully trained three First Nations and Métis teachers in its first year, bringing yoga's healing benefits to the indigenous community across the province.

STC supported I Love First Peoples, a program that brings shoe box gifts from non-indigenous donors to indigenous youth living in remote communities. The program is working on a mass media campaign to strengthen awareness of indigenous culture and issues.

Thirty young STC community members gained valuable work experience as part of a new summer student initiative designed to align job skills with post-secondary studies. More than a thousand backpacks stocked with age appropriate school supplies were given away at this year's carnival at White Buffalo Youth Lodge. Thank you to our partner PotashCorp for supporting children's learning.

Congratulations to Ceal Tournier, STC Health & Family Services General Manager on her nomination of the YWCA Women of Distinction Award, and to Wilma Isbister of the Dakota Dunes CDC on her nomination at the 1st Annual Strength of our Women Awards in Leadership. Their leadership has helped anchor STC in community success.

I extend condolences to the family and friends of Elder Edward Baldhead, former STC employees Mel McGhee and Oliver Cameron, and Dakota Dunes CDC employee Debbie Dreaver. They will always be remembered in our minds and hearts.

It has been a pleasure to serve the STC Chiefs and Councils, Elders, community members and partners. I look forward to another year of working together to improve life outcomes for the coming generations.

Vice Chief Mark Arcand

The first ever Rock Your Roots Walk for Reconciliation attracted thousands of supporters

STC Chiefs welcome a renewed working relationship with the new City administration

STC Relay for Life team proudly raised $10,384 for the Canadian Cancer Society in 2016

MESSAGE FROM THE SENIOR EXECUTIVE MANAGEMENT TEAM

The Senior Executive Management Team (SEMT) is pleased to present this Annual Report for the 2016-17 fiscal year to the members of the Saskatoon Tribal Council.

The *Improved Quality of Life* Strategy continues to drive system-wide collaborative investments of time and funding. Within this report you will find information, statistics and data of individual programs across the many sectors of service delivery both in community and the Saskatoon urban setting. What may not be quite as apparent are our efforts to ensure seamlessness in transitions between programs with specific mandates and between services delivered and received when moving from community to Saskatoon urban or vice-versa.

Ensuring that programs and services meet the needs of STC members at the time and place that they are required is part of our *continuous quality improvement* strategy. Refocusing, adjusting or striving to fill gaps continues in a cycle of renewal and reinvention. The STC Playbook is but one example of opportunities now available to Band members who have completed high school, post-secondary training in trades or completed a degree at university or those re-entering the work force.

The health and social segments of STC programs and services strive to provide support in developing or sustaining a healthy and nurturing environment whether providing access to paediatric services through partnerships; primary care health services at the STC Health Centre; recreation and family development programs at White Buffalo Youth Lodge, Avenue P or 7th Street; providing a safe place for children and youth away from their natural family; or, supporting the member First Nations to deliver their priorities in service delivery focusing on health and well-being through the life-cycle and in more diverse technical areas as safe water and health of the environment; adequate and sufficient housing as well as roads/access and other community infrastructure challenges.

STC is being called on to better support language retention as the member First Nations rely more heavily and readily on culture and land-based healing and teaching initiatives to sustain their vibrant Nations.

SEMT and the STC staff are proud to serve the members and communities of our tribal council. We are grateful to work with amazing, resilient and dedicated members, Chiefs and communities. We look forward to being able to contribute to creating an exciting future full of opportunities for our children, families and communities.

TRIBUTE

To Those Gone Before Us...

OLIVER CAMERON, 1944 – 2017

Oliver Alexander Cameron, best known as "OC," grew up on the Beardy's and Okemasis First Nation and attended the St. Michael's and Lebret Indian Residential Schools. Oliver devoted his life to supporting youth employment development and community relations—he was instrumental in introducing the first Teacher Education Program on the reserve. Oliver's career comprised years of commitment to Social Services, Indian and Northern Affairs Canada and Saskatchewan Indian Community College (forerunner of SIIT). When he retired, he was Director of Labour Force Development with Saskatoon Tribal Council. STC nominated Oliver for the FSIN Circle of Honour Awards in 2010. He was also bestowed with an Honorary Diploma in Business Administration by the Saskatchewan Indian Institute of Technologies.

Oliver continued to work after retirement. He dedicated time to the Federation of Sovereign Indigenous Nations as the Speaker of the Legislative Assembly, Master of Ceremonies and coordinator of Pipe Ceremonies for the Saskatoon Tribal Council. He also provided Elder services to the Saskatoon Police Service and volunteered for the National Aboriginal Hockey Championships, North American Indigenous Games and SaskSport.

Oliver was known far and wide for his charismatic, humorous, friendly personality. He was a husband, brother, papa, uncle and good friend who will be fondly remembered by all those whose lives he touched.

MEL McGHEE, 1964–2016

Mel McGhee was born in Empress, Alberta and attended high school in Saskatoon at Walter Murray Collegiate. After graduation, Mel became an inspiration to the community as a professional wrestler, travelling across North America and making a name for himself as "The Dream Warrior". When he received a contract from the World Wrestling Exhibition (WWE), Mel decided to instead focus on university and raising his three children.

Mel's compassionate nature drew him to social work, where he worked for over twenty years advocating for children. During his time is Saskatchewan, Mel developed a connection with the Whitecap community and was adopted into the Bear family, receiving his name Mato Mani Wicasa ("Walking Bear Man"). Mel's spirited personality and strong, reliable demeanor drew together the love and friendship of countless individuals.

In his recent work with STC Child & Family Services' successful First Contact Panel program, Mel worked with parents and families to ensure family unit preservation. His holistic approach helped drop the number of STC children in care in Saskatoon to nearly half. Although proud of this accomplishment, Mel readily gave credit to those who helped achieve these results.

Mel was a loving Dad and brother, a loyal friend, and a dedicated advocate. He was generous and helpful, sharing his knowledge about healthy eating and working out. Mel did things on his terms until the very end. Those who knew him well were blessed. May he rest in peace.

EDWARD BALDHEAD, 1928–2016

Edward Baldhead was born on the One Arrow First Nation and attended St. Michael's Indian Residential School until he was 18. He enlisted in the Canadian Army and served overseas during World War II, taking him to many European countries. Edward was honoured with numerous awards and medals for his service.

In addition to his legacy as a veteran, Edward was a residential school survivor and a noted speaker on residential schools and reconciliation. He prayed and shared wisdom as an Elder, sharing cultural teaching with many indigenous and non-indigenous people. He carried the eagle staff at pow wow grand entries with stoic grace. He was fascinated with other cultures and danced traditional pow wow until his 88th birthday.

Edward leaves behind a very important legacy in the community, one that will never be forgotten. His friendly demeanor and community contributions will be missed by Saskatoon Tribal Council leadership and staff.

DEBRA ANN DREAVER, 1953–2017

Debra (Debbie) Ann Dreaver was born in Prince Albert. The middle child of seven siblings, Deb had a close knit relationship with her family and friends. Fiercely independent, she was also very proud and protective of family and forever gave her time and support to those who were struggling. She bragged about her family's accomplishments and those of her work family, showing her pride by attending events as a supporter.

Deb had a strong interest in genealogy and loved discovering new relatives. Her family stretched beyond bloodlines to include her bowling club, ball team and many other friends, growing her family to the point that someone was happy to see her wherever she went. She loved sports, playing cards and games and was quick to include others with a kind welcome. Deb was proudly inducted into the Sports Hall of Fame for slow pitch and bowling.

Deb had worked with STC in various roles since 2006, lastly as the Community Investment Coordinator for the Dakota Dunes Community Development Corporation. She loved her job funding initiatives and contributing to the positive growth of the indigenous community as well as the broader community, specifically youth at Oskayak High School and White Buffalo Youth Lodge.

Deb was a loyal and valued employee, whose strong grandmotherly love and kind, accepting friendship will be missed.

WHITE BUFFALO YOUTH LODGE

WHITE BUFFALO YOUTH LODGE
A Place for Children, Youth and Families

Top NHL Goalie Braden Holtby visits WBYL to help connect youth with the game of hockey

Healthy snack time

2016-2017 WBYL ANNUAL VISITS

In just two years, the number of annual visits to White Buffalo Youth Lodge (WBYL) has nearly doubled, from 18,000 to over 33,800. This continued growth speaks volumes about the quality of programming and services offered. Many who come through the doors face unimaginable challenges on a daily basis, from racism to poverty. WBYL works hard to reduce these barriers, delivering programs based on the teachings of the Medicine Wheel.

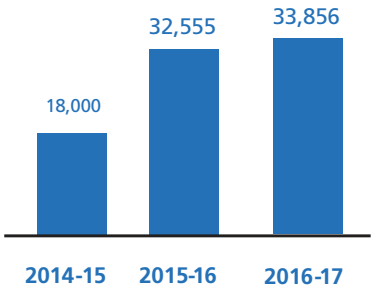

COMMUNITY EVENTS

Community events are an integral part of WBYL. The Annual Back to School Carnival provided 1,000 children and youth with school supplies, the Annual Haunted House scared 721 visitors, and the Annual Community Christmas Dinner served a holiday feast to 696 community members.

PROGRAM ACTIVITIES

Children, youth and families continued to find a safe haven at WBYL—a place to play, socialize, learn and grow in a healthy environment. WBYL's popular After School program provided weekday programming for 30-35 children and youth in 2016-2017. Activities included a daily smudge and prayer, learning how to cook with the kitchen warriors and bannock babies, and advancing artistic and athletic abilities.

At WBYL, nurturing often means nourishing, and staff provided 7,536 individual snacks and meals to children and youth through the year. Other program highlights included Elder's teachings, pow wow song & dance, culture camps, collective kitchens, parenting for teens, sports (basketball, volleyball, hockey), fitness classes, art, beading & sewing, camping and swimming.

HOUSING FIRST PROGRAM

In 2016-2017, the Housing First for Families program hired a second Family Case Manager. The program works to secure safe, affordable housing for the "hidden homeless", families who are episodically or chronically homeless or at risk of becoming homeless. Once a home is secured, the case managers provide wrap-around services for up to two years, ensuring families have access to a wide range of support services. Throughout the year, 22 families were assisted through the program, an increase over 12 families in 2015-2016. Since its inception in 2015, the program has assisted 34 families; of these, nine were STC community members.

YOUTH EMPLOYMENT CENTRE

The Youth Employment Centre is an exciting new development at WBYL. Thanks to PotashCorp's generous donation of computers, youth have the tools they need to work on resumes, access job links and research the job market. The Youth Leadership Coordinator provided employment services to 262 youth ages 14 to 30, and 23 youth reported securing employment.

Celebrating milestone

River walk



PROGRAM HIGHLIGHTS

Economic Development

Stimulating community investment and sustainable wealth creation for member communities and urban First Nation stakeholders is the focus of STC Economic Development efforts. Well-established industry partnerships continued to provide opportunities in employment and training, business-to-Aboriginal-business and corporate philanthropy.

STC's partnership with PotashCorp took a significant step forward in year six. PotashCorp released its Aboriginal Content Playbook, which seeks to increase the company's Aboriginal engagement by partnering with Aboriginal suppliers or suppliers who share PotashCorp's commitment to Aboriginal participation. STC's goal is to help PotashCorp reach its Aboriginal procurement participation objective by 2020—success could potentially mean more than $100 million in increased Aboriginal business participation.

STC celebrated the 21st year of its partnership with SaskEnergy. Over the years, the relationship has evolved to include procurement opportunities for First Nation-owned businesses. In the last three years, the partnership enabled Lynco Eagle, STC's industrial contracting company, to complete $4.1 million of industrial service work for SaskEnergy, generating over 51,000 Aboriginal labor hours.

In 2016-2017, STC acquired 100% of the shares of Lynco Eagle and changed the company name to STC Industrial Contracting. The company's head office was moved to Asimakaniseekan Askiy Reserve in Saskatoon.

STC INDUSTRIAL CONTRACTING

STC has agreed to form a new business partnership with Bee-Clean Building Maintenance, Canada's largest, privately owned janitorial company. The partnership will focus on developing First Nation's capacity in industrial cleaning, while expanding Bee-Clean's footprint in Saskatchewan's industrial cleaning market.

Employment & Training Services

Employment & Training Services (ETS) delivers both urban and rural programs, including Aboriginal Skills and Employment Training Strategy (ASETS) Rural, ASETS Urban, Enhanced Service Delivery (ESD), First Nation Job Fund (FNJF) and Urban Navigator. In 2016-2017, the ETS team supported 1,870 clients as they moved toward their employment goals. The number of clients has surged in recent years, and projections call for continued growth through 2018.

ETS programs resulted in 391 clients working. Approximately 189 jobs (48%) were with STC Band members and 202 jobs (52%) were with non-members. The percentage of STC Band member jobs to non-member jobs increased by 5% over last year.

2016-2017 ETS Clients Served

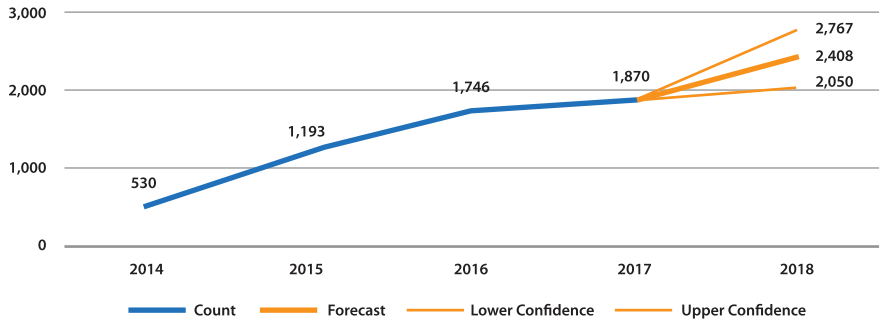

Clients by Program

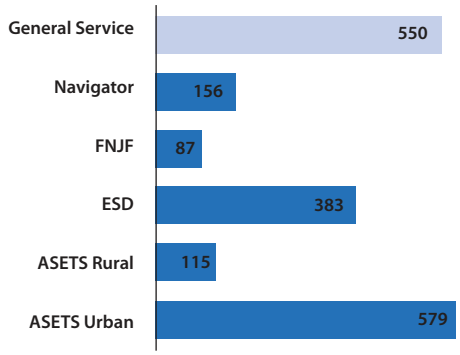

Employment ETS Program

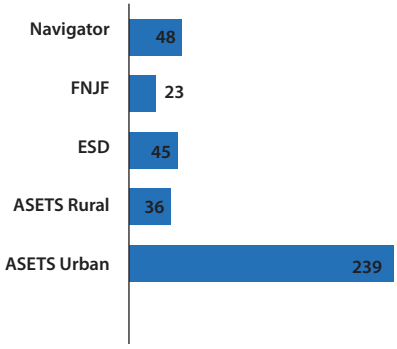

Lyndsey, a 22-year-old band member from Mistawasis First Nation, began her career journey by signing up for the First Nations Job Fund. After completing an office education program, she was accepted into a 26-week work experience through the University of Saskatchewan's Aboriginal Career Start. STC provided transitional assistance and job placement, and Lyndsey now has a full-time position with the university.

Cody, a 31-year-old band member from Yellow Quill First Nation, came to ETS in 2006 for job search assistance. After working for several years as a construction laborer, he set his sights on working for Lynco Eagle (now STC Industrial). The ETS wage subsidy program enabled Lynco Eagle to hire Cody. He has finished his first year of apprenticeship in the welding trade and is working towards journeyman certification with STC Industrial.

STC URBAN PROGRAMS

Nine job finding programs served a total of 87 clients, including 32 from STC communities. Eight work experience partnerships provided 20 individuals, including 10 from STC communities, work experience in a variety of areas. A partnership with the University of Saskatchewan provided 10 of the work opportunities. Twelve summer employment partnerships led to 27 summer students being hired, including 13 from STC communities. The Saskatchewan Indian Institute of Technologies (SIIT) provided six quality positions.

Shaughnessy Electric continued to support a fourth year apprentice electrician from Whitecap Dakota First Nation. Whitecap Dakota First Nation's ABE/GED/Essential Skills program had 12 students attending ABE 10, 12 and GED. Lynco-Eagle (now STC Industrial) provided two STC members were work experience; both are still working for the company. ETS funded a scaffolder training program through Prairie Arctic Trades Training Centre. Nine students completed the program, including four from STC communities.

The Driver Education program helps remove a major barrier to employment, and enrolment has increased steadily in recent years. ETS offered Class 7 learner's licence training to 39 clients, and a total of 70 people received Class 5 driver's licence training and are now licenced to drive.

STC RURAL PROGRAMS

Through two rural work experience partnerships, jobs were created for two individuals with Muskeg Lake Cree Nation's Operations and Maintenance and one individual with Kinistin Saulteaux Nation's Band office. Five STC communities qualified for summer employment fund, with each hiring three summer students for a minimum of two months' summer employment.

One Arrow First Nation used the transition to employment wage subsidy to hire an individual for 16 weeks. After the 16 weeks, the individual was hired as their receptionist. Twelve students attended Muskeg Lake Cree Nation's ABE Upgrading program.

ATOSKE SUMMER TRAINING

The Atoske Summer Training program graduated 28 urban youth and 13 rural youth. This successful program prepares Aboriginal youth to enter the workforce by providing skills training and knowledge. It also promotes understanding of leadership, good governance and career opportunities within STC First Nations. Students received training in resume writing, interview training and portfolio development, as well as certifications in First Aid/CPR, SPRA Play leadership, OH&S and Young Workers Readiness Certificate.

FIRST NATIONS JOB FUND (FNJF)

FNJF wage subsidy partnerships provided work experience for 56 First Nation clients, including 14 from Kinistin Saulteaux, 13 from Mistawasis, nine from Muskeg Lake, eight from Yellow Quill, five from Muskoday, five from One Arrow and two from Whitecap Dakota. Nine FNJF clients from Yellow Quill completed Construction Worker Preparation Program training with SIIT.

ENHANCED SERVICE DELIVERY (ESD)

ESD was a three-year Indigenous and Northern Affairs Canada (INAC) initiative to address barriers to employment among 18-24-year-old youth living on reserve. On completion of the program, work ready youth transferred to the FNJF, employment or education. Over the life of the program, 97 clients referred to FNJF, 65 clients exited to employment or education and 232 clients received referrals to job skills or other training. The program ended in March 2017, impacting 283 First Nation youth seeking services to support employment and training.

2016-2017 ESD Clients

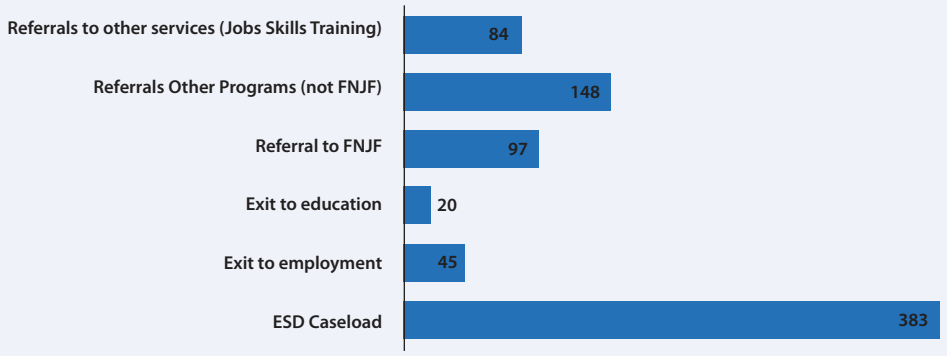

URBAN NAVIGATOR PROGRAM

The Urban Navigator program supports the transition of clients and their families from rural to urban life. First Nations people are the focus of the program, but services have also supported newcomers, non-status and Métis people. Urban Navigators work directly with participants to overcome barriers such as access to housing, childcare, transportation, utility hook-up, health care, leisure and more. In 2016, the program expanded to include a Labour Ready Coordinator, who works closely with the ETS team, STC communities and employment partners to support inclusion of First Nations people in the workforce. In 2016-2017, there were 176 to Urban Navigator, including 55 (41%) from STC communities. Of these, 150 had completed the program at year-end (26 were in-progress) and of these, 87 attended a Job Finding Club, 63 Transitional Planning and Supports and a total of 50 secured employment.

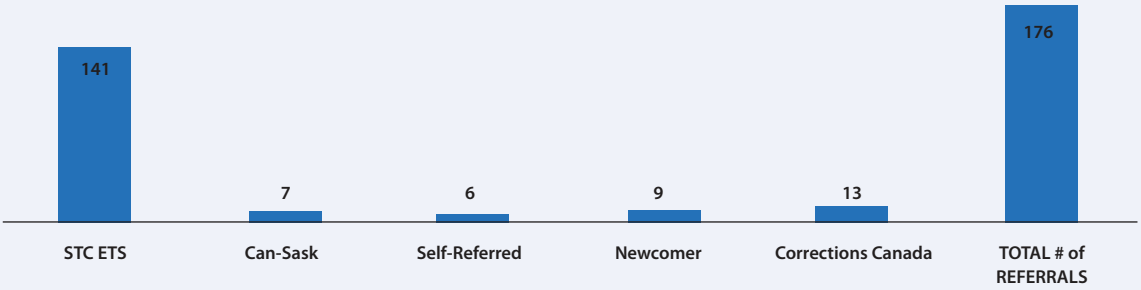

Education

STC educational programs strive to increase opportunities for children and youth, while building quality of life in member communities. Programs reach beyond the schoolroom, providing sports, culture and recreation, scholarships and bursaries, life skills development and more.

STC facilitated a number of Professional Learning Community (PLC) opportunities for staff and member communities. Strengthening Our Education Circle was the theme of the School Opening Institute in August 2016. To acknowledge the significant role all staff play in a child's education, the Institute welcomed all school staff members for the first time. The 225 participants included whole staffs from six schools, education committees from two STC communities, representatives from three STC school division partnerships, 13 STC Education staff and 24 Elders.

Two common Professional Development days were held for STC professional and paraprofessional staff, the first in January featuring Dr. Martin Brokenleg, author of the Circle of Courage principles, and the second in March featuring guest speakers Elder Helen Isbister and Elder Melvina Eagle, who shared their life and school experiences in residential schools.

LANGUAGE & CULTURAL PROGRAMMING

Approximately 100 students attended a Youth Forum held at Lakeview Church in Saskatoon. Students participated in discussions on the challenges of pursuing higher education, shared personal struggles and successes during an open forum, and listened to speakers on topics ranging from gender roles and traditional relationships.

STC partnered with SPS and GSCS on the 2016 Language Festival at E.D. Feehan High School. Over 500 participants, including 369 students, attended the event, which included 40 language and cultural activities.

Approximately 100 students attended a Youth Forum held at Lakeview Church in Saskatoon.

Presentations on First Nations language and culture highlighted the Elders gathering at Temple Gardens in Moose Jaw.

EDUCATION PARTNERSHIP PROGRAM (EPP)

STC's EPP was extended to 2020 by INAC, maintaining funding and programming support for the Community School Coordinators and Student Transition Workers in each community, while adding funding for a film camp. The first STC Summer Film Camp was held at the Salvation Army Beaver Creek Camp in July 2016. STC students aged 14 to 16 had four-days of instruction in filming, editing and production. The student-produced short videos shown at the Broadway Theatre as well as at STC's 2016 School Opening Institute.

EPP continued to support education partnerships, including the Okiciyapi Partnership with Saskatoon Public Schools (SPS), Mamawohkamatowin Partnership with Greater Saskatoon Catholic Schools (GSCS), Kinawind Partnership with Kinistin First Nation and North East School Division and Kisewatotatowin Partnership with Muskoday First Nation and Saskatchewan Rivers School Division. An official MOU for Professional Development Schools was signed by STC, GSCS, the University of Saskatchewan and ITEP in March 2017, and the first ITEP-led university classes are being offered at St. Francis School.

2016 STC Film Camp

SPECIAL EDUCATION

STC's Special Education Program supports special educators in STC schools. A much-needed funding increase provided more support for High Cost Special Education in 2016-2017. Specialized support services contracts were formalized to include three occupational therapists, a behavior consultant, a physical therapist, three educational psychologists and a psychometrist.

Six Professional Learning Community (PLC) in-service days were held for special education teachers from each community school. In addition, a three-day workshop on Making Sense of Anxiety and Working with Stuck Kids was facilitated by author and renowned psychologist Dr. Gordon Neufeld, and the 2017 Educational Assistants Conference at Grant MacEwan University in Edmonton offered sessions on anxiety disorders, autism, challenging behavior and supporting positive choices in the classroom.

FIRST NATION STUDENT SUCCESS PROGRAM (FNSSP)

FNSSP is focused on improving student achievement in literacy and numeracy, as well as student retention and graduation rates. A new social/science consultant who specializes in bridging Indigenous and Western science was hired. She made 19 school visits to introduce herself and to coach teachers on infusing Western science classes with Indigenous Ways of Knowing.

FNSSP provided schools with adaptive and sensory equipment to support students with attention/focus, participation in academic tasks and movement issues. A specialized activity chair, alternative seating and other sensory tools were provided to enhance performance.

"A pre-Kindergarten student was eating his lunch with dinosaurs. He could tell me the names of all three: T. rex, platyosaurus and triceratops. He informed me the seal was not classified as a dinosaur."

"A grade 3 student designed a solar powered oven at home and brought it to school to show the other students. This was the second science project he built on his own at home."

Completion rates for ST Math, a visual, action-oriented game that explains math concepts to students, continued to improve in STC communities. The STC mathematics consultant met regularly with the provincial team to discuss strategies to improve graduation rates. The consultant become an integral part of Revisioning, Reclaiming, Reconciling School Mathematics (RRRSM), a group of math educators who have experience with Indigenous cross-cultural teaching, research and administration.

School-based computer technicians met in September 2016 and again in March 2017 to address common IT issues, such as tablet updates, web filtering and infrastructure to manage increased bandwidth at the six STC schools.

ABORIGINAL HIPPY PROGRAM

Now in its third successful year, STC's Aboriginal HIPPY (Home Instructors for Parents and Preschool Youngsters) program was active in four communities: Muskoday, Mistawasis, Muskeg Lake and Kinistin. A total of 54 families committed to home instruction with weekly curriculum delivery and monthly parent meetings. The 25-week, culturally infused curriculum culminated with community graduation ceremonies in June.

Three years of data collection in STC schools allows for measurement of HIPPY as an indicator of success in kindergarten pre-screening and early years' assessment. Another important outcome is empowering parents to be recognized as the child's first and most important teacher, subsequently increasing parental involvement throughout the child's schooling.

Aboriginal HIPPY parent Nikki Head from Mistawasis Cree Nation was nominated for the National Mother's Matter Award.

YOUTH SPORTS, CULTURE AND RECREATION

Team STC began 2016 with a sixth place showing at the First Nations Winter Games, hosted by Onion Lake First Nation and held in Lloydminster. More than 250 athletes, coaches, chaperones and staff participated in badminton, basketball, curling, broomball, hockey and volleyball, as well the demo sport of table tennis. Cultural activities have become an integral part of Team STC, using the three languages and practices in activities.

Indoor Sports leagues organized for 2016-2017 included badminton, beach volleyball and soccer. Although soccer did not prove popular, both the badminton and beach volleyball leagues were a success. The Iron Eagles Triathlon is a new venture that is showing promise for growth. In partnership with GSCS, STC is in the initial planning stages of what could be the next great thing in youth training—an "elite" fitness facility in the Saskatoon area that would cater to STC youth on and off reserve.

Monthly STC Recreation coordinator meetings continued throughout the year. Representatives of Sask Sport, SaskCulture and Saskatchewan Parks and Recreation Association (tri-global partners) were invited to attend to ensure STC communities have access to upcoming opportunities.

CAREER EDUCATION / SUPER SATURDAY PROGRAM

In 2016-2017, PotashCorp contributed $70,000 to support Career Education and Super Saturday programs. The funding supported experiential learning activities for STC students, opening doors to career options in science, engineering medicine and more.

- Students from Muskeg Lake Cree Nation and One Arrow First Nation made it to the semi-finals in their first-ever appearance at the Saskatchewan Polytechnic Robot Rumble.
- Grade 11 and 12 students from Almightyvoice Education Centre participated in safety training and earned certifications in First Aid; WHIMIS and Fire Extinguisher Safety, thanks to PotashCorp and the Saskatchewan Safety Council.
- The 4th Annual STC Grade 4 Science and Culture Camp got the school year off to a good start. The 78 students, chaperones and presenters, along with a team of STC Education staff and Elders, focused on learning science through traditional teaching and hands-on experiences.
- The 5th Annual PotashCorp Mini Science Fair for STC students was a success. A total of 66 Kindergarten to Grade 5 students presented 32 displays on dinosaurs, lava lamps, volcanoes, square bubbles and more.

- The 5th Annual Cardboard Boat Challenge, hosted by Saskatchewan Industry Education Council, attracted over 1,000 students—including 33 students from Kinistin Saulteaux Nation/Tisdale Middle Secondary School, Chief Mistawasis School/Leask Community School, Muskoday First Nation Community School and Almightyvoice Education Centre. PotashCorp representatives joined judges from STC, Saskatchewan Polytechnic, Loraas and Engineering for Kids to cheer on competitors, while Bamboo Shoots did photography and video. Kinistin's team took first place.
- The Future Is Yours Career Expo is a popular event featuring workshops, keynote speakers, prize presentations and tradeshow booths. This year, 138 STC member First Nation students participated, along with 1,100 Indigenous participants from Saskatoon and northern Saskatchewan. The event sold out exhibits and had record attendance.

- STC Grade 12 Career Camps give high school students a taste of post-secondary life. In May, students explored the University of Saskatchewan, where they toured the new Gordon Oaks Redbear Centre and learned about student services. In October, a new set of students learned about programs and services at Saskatchewan Polytechnic and SIIT, participated in sessions on youth empowerment and online portfolio building, and prepared a three-course meal with Top Chef Canada finalist Rich Francis.

- Nine students attended the Spotlight on Welding in Saskatoon at the end of February. Students rotated through different welding stations at SIIT's Trades and Skills Centre Welding lab, where current students showcased a variety of different welding techniques.
- Thirty-seven grade 7-9 students at Almightyvoice Education Centre "tried a trade" at the STC Skills Camp. Students in the culinary group prepared a three-course meal with direction from a Red Seal chef; students in the electrical group built a circuit board with direction from a journeyman electrician.

- A total of 128 students from grades 3-12 along with 30 chaperones attended WE Day in Saskatoon on March 15th. After the event, PotashCorp nominated STC for the Making Plentiful Possible Leadership Workshop.
- The installation of new equipment and work stations in the carpentry shop at Almightyvoice Education Centre means students have access to industrial arts and after-school training opportunities for the first time in years.
- ManuQuest came to Muskoday First Nation Community School in October to promote welding and manufacturing as a career option. Forty-seven students from Grades 6-12 participated in rotating sessions on the welding simulator, hover craft (soldering) and 3-D printing, as well as a Canadian Manufacturers and Exporters information session.

YOUTH ENTREPRENUERSHIP PROGRAM (YEP)

The PotashCorp Aboriginal Youth Entrepreneurship Program (YEP) began with a youth business club in One Arrow First Nation in 2014, expanded to Kinistin and Yellow Quill First Nations in 2015, then added Muskoday

and Mistawasis First Nations in 2016. Business Clubs in each community showcase a remarkable range of ideas: sewer vent extension kit (One Arrow), catering and fashion (Kinistin and Yellow Quill), stickers (Muskoday) and feather boxes (Mistawasis).

Young women representing Business Clubs from all five communities enjoyed a day of pampering and shopping in preparation for the Saskatoon Public Schools Literacy for Life banquet. PotashCorp and Cintas helped outfit the women with professional business attire, an important consideration when conducting business and competing in business competitions.

The newly formed Muskoday and Mistawasis Business Clubs attended Pitch Party 2016, an event hosted by Brett Wilson of Dragon's Den. One Arrow Business Club also had a booth at the tradeshow. Although the Shop INDIG Tradeshow and Conference was cancelled at the last minute, the Mistawasis Business Club was able to attend the gala banquet as guests of Potash Corp. They made the most of the event, pitching their feather box company with passion and pride and making several key sales.

Robyn Black, a Business Club student from Mistawasis First Nation, was one of three students across Canada to win a $5,000 scholarship from the Aboriginal Financial Officers Association of Canada. She won the award based on her essay on how she would use a fictional $50 million settlement for her community.

INVITATIONAL SHARED SERVICES INITIATIVES (ISSI)

The provincial Ministry of Education continued to fund invitational shared services initiatives (ISSI) to support grad mentor and speech & language initiatives in STC communities. The goal of ISSI partnerships is to increase graduation rates for First Nation students. In 2016-2017, ISSI initiated funding to provide occupational therapy services for each of STC's six schools.

EDUCATION GOVERNANCE

In March 2016, a Tribal Council Resolution affirming the Education Co-Governance Concept Framework was endorsed by the Chiefs. Since then, considerable research and foundational work has taken place on development of a co-governance education model, including a presentation to the STC Board of Directors, development of a comprehensive communication strategy to ensure alignment with STC communications policies and procedures, and community engagement activities with Chiefs and Councils, Education Committees and the Education Advisory Committee (EAC).

STC representatives travelled to Nova Scotia to research the Mi'kmaw Kina'matnewey Education system. Representatives met with the Mi'kmaw staff and Board of Education, toured two schools and had in-depth conversations with representatives of their financial department on funding and financial management.

In January 2017, a three-year proposal was submitted outlining activities to support the progression of the education alliance. The implementation goal continues to be the fall of 2018.

Mi'kmaw Board of Directors & STC Leadership

Justice

STC Justice staff worked diligently on a monument to missing and murdered indigenous women and girls. Their efforts culminated in an emotional unveiling ceremony in front of the Saskatoon Police Station on May 5th, 2017. Funded by the STC, Saskatoon Police Service and Province of Saskatchewan, the inspiring monument is the work of Saskatchewan artist Lionel Peyachew.

In October, STC Justice hosted Restorative Justice Symposium held over three days in Saskatoon. Nearly 300 attendees from all across the province heard powerful messages from an impressive lineup including keynote speaker Dr. Gabor Maté, One Arrow First Nation member and former Canadian Football League player J.R. LaRose, a variety of key players in the Saskatchewan legal field, a youth panel and Elder Nancy Linklater.

COMMUNITY JUSTICE

The Community Justice Program operates diversion processes for youth and adults charged with minor offenses. An increase in referrals over the year was attributed to relationship building with Crown Prosecutors, city Police and the RCMP. This included hosting regular stakeholder meetings, promoting STC Justice services and having Justice Workers in court to advocate for referrals for STC members.

2016-2017 Community Justice Referrals

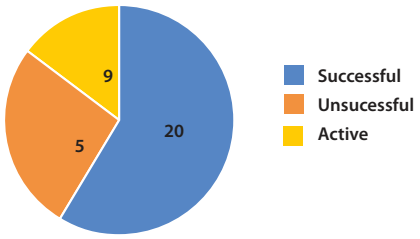

EXTRAJUDICIAL PROGRAMS

Urban Extrajudicial Measures and Extrajudicial Sanctions are community-based, culturally sensitive programs for young offenders charged with lower-risk criminal offenses. Referrals to the program increased in 2016-2017, leading to the hiring of an additional Justice Worker. Three dedicated volunteers continued to act as surrogates for victims, but encouraging victims to actively participate in the extrajudicial sanctions process remains a challenge. The Ministry is currently developing training to assist Justice Workers in successfully engaging victims.

2016-2017 Extrajudicial Measures Referrals

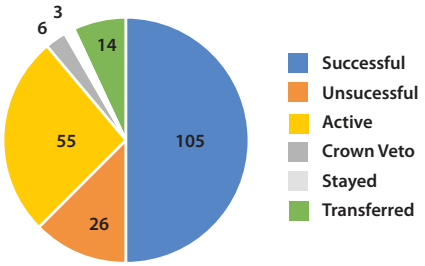

Reintegration Program

The Reintegration Program is a voluntary mentorship program that targets youth at high risk to re-offend. Last year, Justice Workers saw more youth ask to be re-referred to the Reintegration Program due to their past involvement, suggesting they are beginning to reach out for support. A major challenge, however, was a dramatic decrease in referral numbers. In response, Justice staff attended a Probation Officer meeting to provide education and increase awareness of how the STC program supports high-risk youth.

2016-2017 Reintegration Referrals

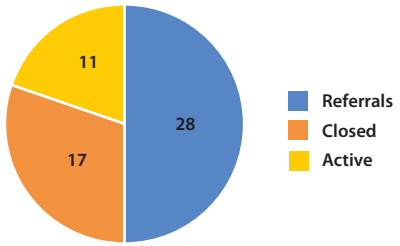

TRAFFIC SAFETY PROGRAM

PotashCorp is helping improve driving safety in STC communities. One PotashCorp grant was used to purchase child car safety seats for community members who could not otherwise afford them, while a second grant supported 16 community members in a Driving Without Impairment (DWI) course.

SGI's "Save a Life Challenge" helped raise awareness of traffic safety issues impacting First Nation communities in Saskatchewan. Students submitted videos highlighting road safety issues in their community, such as impaired driving, distracted driving, speeding and not wearing seatbelts. Videos from Yellow Quill and One Arrow were among those selected to receive a $1,000 prize.

HOUSING & TECHNICAL SERVICES

Housing and Technical Services provided advisory services to STC First Nations on a wide variety of ongoing capital projects, including:

- Muskoday First Nation: low pressure water upgrade, solid waste transfer station, new water treatment plant, sewage pumping station replacement, water plant upgrade, subdivision stage 4
- Mistawasis First Nation: well decommissioning, drainage study, school facility audit, school upgrade, lagoon expansion, lift station replacement, water treatment plant upgrade
- Muskeg Lake Cree Nation: well replacement, subdivision stage 3, lagoon expansion, school facility audit
- Kinistin Saulteaux Nation: school boiler replacement, school re-roofing, water plant upgrade
- One Arrow First Nation: drainage improvements, school repairs, fire hall & equipment, low pressure water extension, solid waste transfer station, lagoon replacement, lift station upgrade
- Whitecap Dakota First Nation: drainage improvements, school expansion

Housing and Technical Services also provides housing inspections, database inventory, mapping, community planning and asset condition reporting (ACRS) for STC communities on a rotational basis.

A Community Planning update was completed for Mistawasis; ACRS Road Assets updates were completed for Mistawasis, One Arrow, Whitecap, Yellow Quill, Kinistin and Muskoday; housing inspections were completed for Muskoday and One Arrow.

Training is provided for housing coordinators, water treatment plant operators and building maintenance staff. Water plant operators received Continuing Education credits for Control Systems Troubleshooting Basics PLC/SCADA and Membrane Filtration.

Health

ACCREDITATION

STC Health & Family Services, the STC Health Centre and member First Nations in health transfer are Accredited with Commendation. Health care and social services organizations across Canada use the Accreditation program to improve client outcomes and system performance. Client and family centred care (CFCC) is integral to the program, as it fosters respectful, compassionate, culturally appropriate care. STC staff and leadership are committed to striving for Accreditation with Exemplary Standing in 2018.

STC HEALTH CENTRE @ 1514 20TH STREET, SASKATOON

STC Health Centre programs provide accessible, culturally safe public health programs, including immunizations, addiction services and the Saskatoon HIV AIDS Reduction (In Harm) Program, or SHARP. The traditional and cultural knowledge of staff members, along with the support provided by Elders and the monthly sweat, positively impact the quality of the program. The West Side Clinic is a partner in providing primary care to shared clients.

In 2016-2017, the STC Health Centre conducted 363 rapid HIV tests compared to 228 the previous year. More than a million needles were distributed through SHARP, while maintaining a 96.7% exchange rate. SHARP had 60,125 client visits compared to 46,195 the previous year.

HIV PROGRAM

In 2015, STC joined with Ahtahkakoop Cree Nation, Big River First Nation and First Nations and Inuit Health Branch, Saskatchewan Region to form an HIV Steering Committee and Technical Working Group. Together, the partners are using collaborative guidance, insight and feedback to improve health outcomes for people in First Nation communities living with HIV (or at risk of HIV), as well as Hep C and other sexually transmitted or blood borne infections.

The HIV Steering Committee is developing a community-based HIV Strategic Action Plan, which will include programs and services to facilitate collaboration across First Nation, federal and provincial governments. In 2017, over 160 people (leaders, health directors, community staff, etc.) attended a Know Your Status (KYS) Forum hosted by the committee. This led to many requests from other communities for guidance on KYS implementation.

In cooperation with Elders, leadership and community authorities, STC is working to implement a Know Your Status Because YOU Matter program and a Mobile Bridge to Care Initiative. The program is expected to meet UNAIDS 90/90/90 targets while closing gaps in First Nations care. STC also took the lead in initiating an exploratory visit to the BC Centre for Excellence in HIV/Aids in Vancouver to assess the feasibility of submitting an application for a safe injection site in Saskatoon.

COMMUNITY HEALTH NURSING

Community Health Nursing (CHN) continued to support the delivery of holistic programs and services within communities. Formal audits are conducted in each community to identify needs, and the Program Manager provides clinical nursing support in key areas (e.g. orientation, audits, performance appraisals, school immunizations, prenatal assessments and classes, postnatal and infant assessments).

CHN saw a decrease in the number of dog bites over the year, but an increase in communicable and sexually transmitted diseases. Despite the ongoing challenges presented by a high number of transient community members, enhanced surveillance programs (e.g. rapid STD follow up, safe needle disposal) continued. The increase in Hep C rates also led to vigorous health education opportunities. All Community Health nurses received training in Naloxone and are able to train community members in use of naloxone kits, if needed.

2016-2017 Communicable Diseases

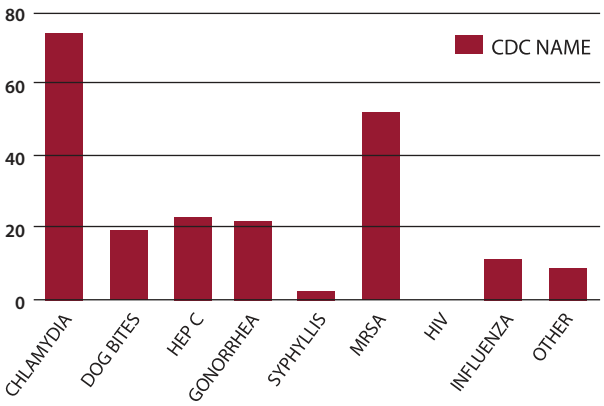

2016 COMPARISON OF COVERAGE RATES WITH CANADIAN NATIONAL IMMUNIZATION (CNI) GOAL FOR CRITICAL AGE MARKERS BY SELECTED VACCINES

STC ONE YEAR OLD IMMUNIZATION RATES

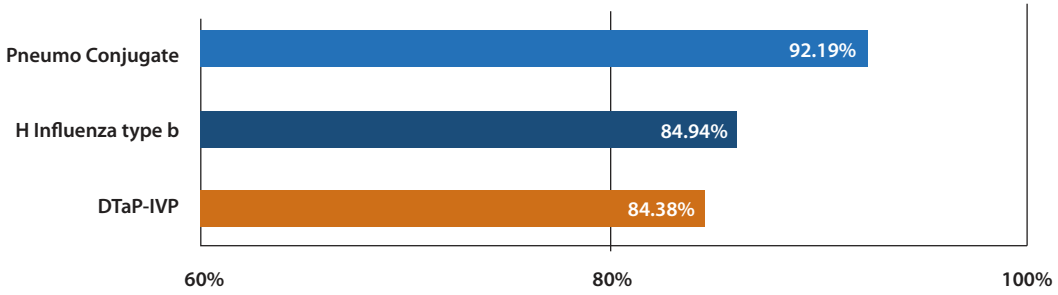

STC TWO YEAR OLD IMMUNIZATION RATES

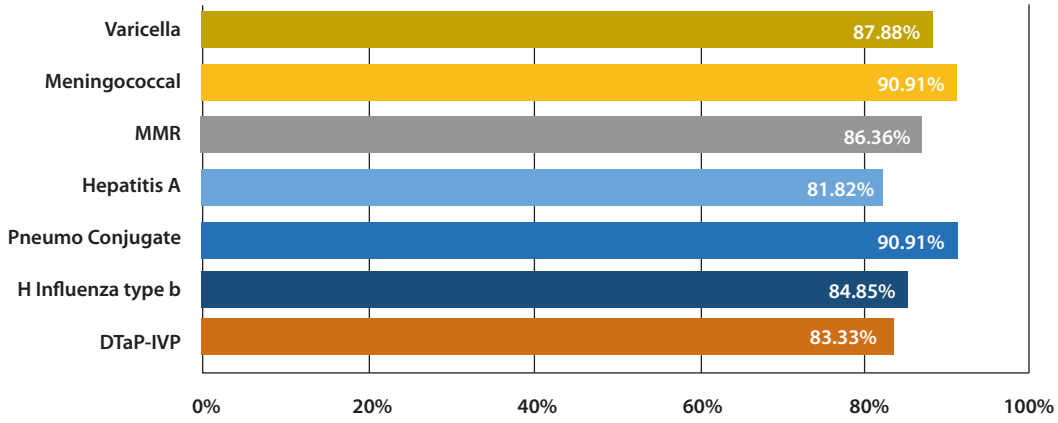

STC SEVEN YEAR OLD IMMUNIZATION RATES

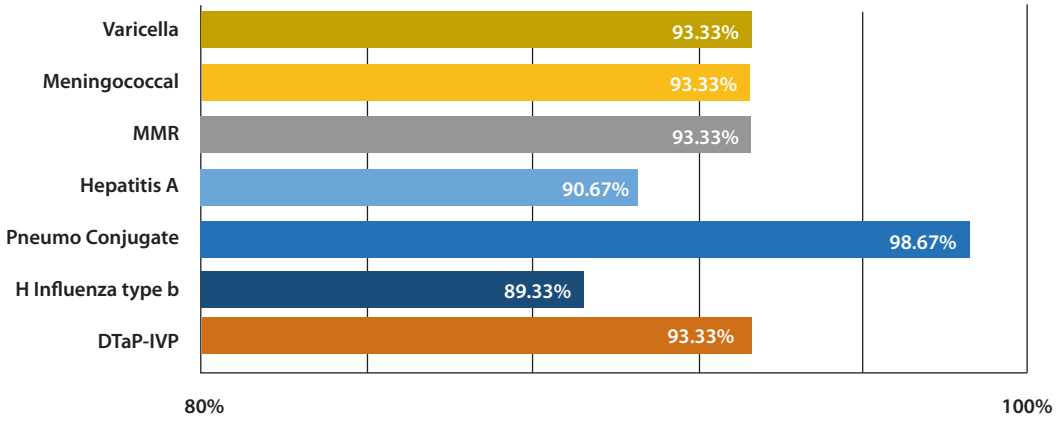

TWO YEAR OLD AVERAGE HISTORY

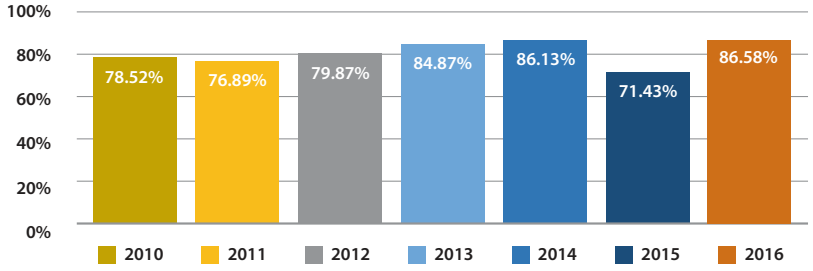

CENTRAL TB PROGRAM

The Central TB Program screens First Nations children living on reserves in Saskatchewan's Central Region for tuberculosis at ages two and four. At the 50 tuberculin pre-school clinics offered in 2016-2017, an estimated 369 children were screened—up from 337 in 2015-2016. Attendance at the pre-school clinics has steadily increased over the last four years. An additional 54 community members were screened at health centre screening clinics and community screening clinics. The Central TB Nurse also provided five Nurse (Re) Orientations and 10 TB Program Worker (Re) Orientations.

On October 6 & 7, 2016, the Central TB Program successfully coordinated and hosted 45 TB program workers at Unite to End TB, the TB Program Worker Continuing Education Days in Saskatoon. Other initiatives included sending out packages to 22 First Nation communities to promote awareness of World TB Day 2017 and participation in TB displays at six Treaty Days, one school and one community awareness event, and two health fairs.

UNITE TO END TB

Youth and Central TB Nurse at Muskoday First Nation Community School

HOME & COMMUNITY CARE

The Home & Community Care program plays a vital role in helping clients in STC communities remain independent in their own homes by providing treatment, rehabilitation, health promotion and education. Home Care nurses logged 16,578 hours to support 489 clients, mostly in long-term supportive and acute care.

2016-2017 Service Provided by Task

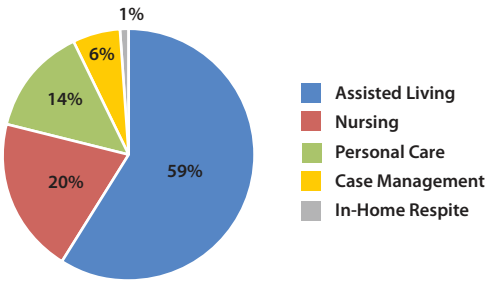

Accessing equipment to maintain community members safely and comfortably in their homes continues to be a challenge, although palliative care clients have been successful in accessing electric beds this year.

The Aboriginal Diabetes Initiative supports a variety of community programs, such as Fresh Food Markets, Wellness Clinics, Learn to Cook and Community Gardens. A pilot project that involved youth in community gardening and physical activity led to a large variety of vegetables being produced for the community.

Elder's Exercise Program

The Joy of a Community Garden

NUTRITION SERVICES

STC Nutritionists made 108 visits to STC communities. They delivered a variety of programs on health promotion, illness prevention, chronic and acute illness, healthy pregnancy and infant nutrition. At youth wellness clinics, participants ages 10 to 18 were screened for early indicators of future health issues. These clinics have shown that a significant number of youth have early indicators of chronic conditions—in 2016-2017 screenings, for example, 51% of youth were above a healthy body weight, 30% had high blood pressure, 12% had abnormal blood cholesterol and 5% had abnormal blood sugars. Youth were referred to health care professionals for follow-up and care.

To encourage healthy eating, STC Nutritionists delivered Learn to Cook classes to grade six students in five schools. The four-week program gives students a chance to try out several healthy recipes. It was also a successful year for the Fresh Food Market, with successful events at community Treaty Day celebrations, two community health fairs and one community health walk. The market is especially popular with children and youth, who often return several times to practice shopping skills, try new foods and take home healthy fruits and vegetables for their families.

Youth Wellness Clinic

Healthy Nutrition Starts Early

Learn to Cook Class

Fresh Food Market

ENVIRONMENTAL HEALTH PROGRAM

A healthy environment is essential to a healthy community, and STC's Environmental Health program works to protect member communities from various risks to the environment, from water quality to food safety, sewage disposal to facility inspections. In 2016-2017, program staff completing 124 facility inspections and made 19 community presentations. Muskoday First Nation was supported through a water emergency related to the Husky Oil Spill on the North Saskatchewan River.

A welcome increase in INAC-funded capital projects kept STC's Environmental Health Program Manager busy participating in a number of infrastructure project meetings, such as water treatment plant expansions, construction of community sewage lagoons and more.

Water in nearly 77% of wells and 29% of cisterns in STC communities is unsafe for drinking. As part of the provincial Safe Drinking Water Program, 2,822 bacterial water samples and 5,631 chlorine tests were conducted in STC member communities. Residents of 165 homes continue to face long-term water quality issues because of the structural condition of wells, cisterns and outside holding tanks. But a large number of wells and cisterns were not bacterially sampled due to long-term water advisories.

2016-2017 STC First Nation Wells

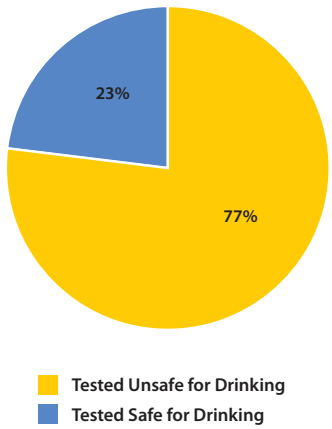

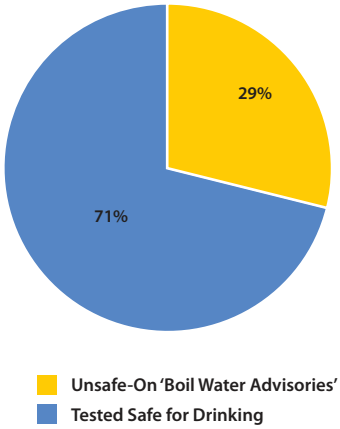

LIVING WELL PROGRAM

Living Well employs both traditional and western approaches to help communities develop their own mental health and wellness services. Using a holistic approach that pays attention to the four aspects of wellness (emotional, physical, social, spiritual), the program works to infuse First Nation values, teaching and cultural practices in everything it does. This includes workshops, presentations and groups in member communities, as well as training, advisory and support services.

In 2016-2017, Living Well staff supported 1,097 clients struggling to cope with emotional issues, grief and loss, family conflict, addictions and other issues. A total of 681 clients were referred to outside resources—with the largest number of referrals made to traditional healers, Elders and spiritual support. Staff also made 297 after-hours calls (down from 337 the previous year), were involved in 397 case consultations with other professionals and provided 548 hours of support to health staff.

2016-2017 Living Well Program Statistics

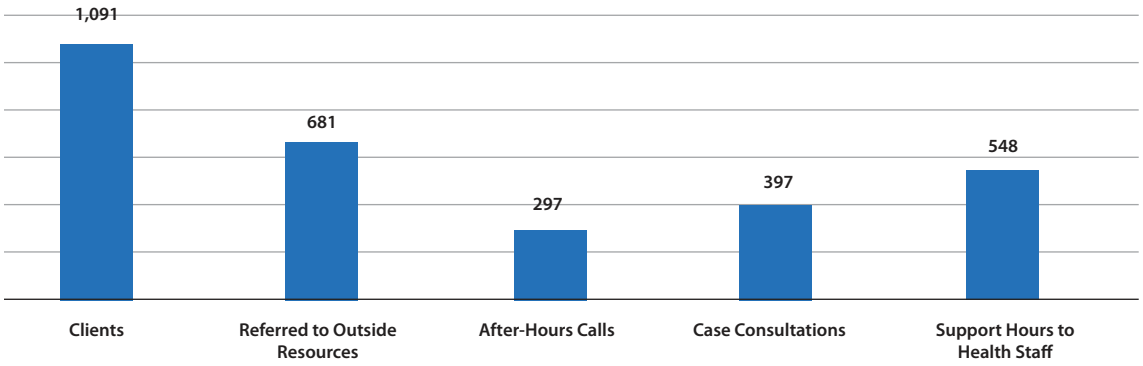

STC CRISIS RESPONSE TEAM

In 2016-2017, the STC Crisis Response Team responded to 14 critical incidents. The team was created to provide mental health and emotional support to STC communities after a traumatic incident. Often called 'psychological first aid', this approach is based on Critical Incident Stress Management (CISM), a professionally recognized intervention protocol developed specifically to help individuals and communities deal with traumatic events. The Crisis Response Team also supported 25 community workshops and presentations, and continued to assist communities in developing their own crisis teams.

COMMUNITY ADDICTIONS PREVENTION PROGRAM

The Community Addictions Prevention Program (CAPP) assists member communities in providing holistic addictions services. The CAPP Coordinator position, which assists frontline CAPP workers in the development of community specific, user friendly materials, was staffed at the end of the third quarter. In addition, several new CAPP workers were hired and a skill inventory was completed with frontline workers. CAPP workers responded to 40 critical incidences throughout the year.

Alcohol abuse/dependency remains the primary reason adults seek CAPP services, followed by drug abuse/ dependency and emotional issues. While Residential School Abuse represents only 1% of adults seeking counselling support, many of the other issues CAPP workers see are linked to the residual effects of residential school.

Emotional health is the primary reason youth access CAPP services, followed by drug abuse/ dependency, alcohol abuse/dependency, family conflict and difficulty in school. As with adults, these issues are often interrelated.

2016-2017 Adult CAPP Presenting Issues

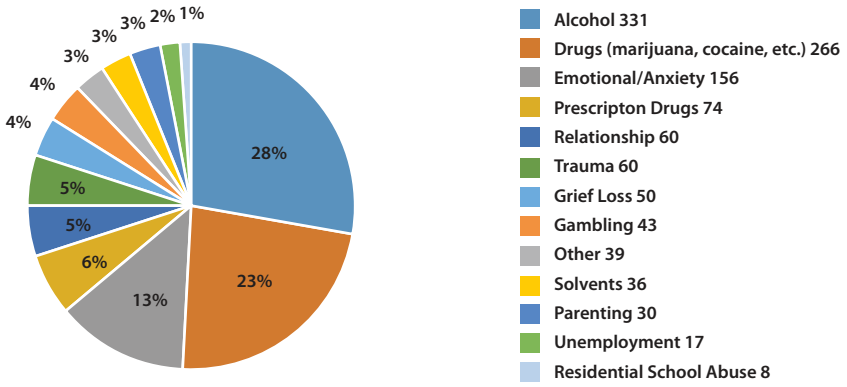

2016-2017 Youth CAPP Presenting Issues

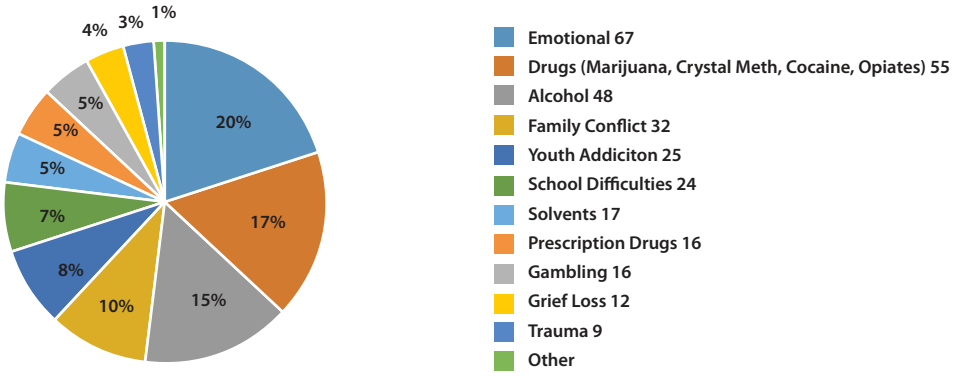

INDIAN RESIDENTIAL SCHOOL PROGRAM

The Indian Residential School (IRS) Program supported 1,846 former students and family members in 2016-2017. The IRS provides health and cultural supports to claimants and their families, who continue to deal with the intergenerational impact of residential schools. Trauma, childhood sexual abuse, poor coping skills, parenting and relationship issues—all are linked to the negative effects of residential schools and the Sixties Scoop.

IRS staff are also involved in education and awareness sessions. They have supported SIIT in the development of education modules on Residential School history, and were involved in Truth and Reconciliation (TRC) events, Calls to Action, commemoration projects and community workshops.

2016-2017 IRS Program Statistics

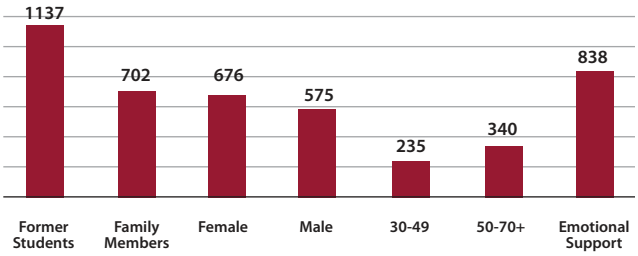

REGIONAL HEALTH SURVEY

The Regional Health Survey (RHS) is the only national health survey in Canada run by First Nations for First Nations. It is carried out by the First Nations Information Governance Center, working in partnership with First Nation regional organizations in 10 provinces and two territories. Phase three of the RHS was deployed in January 2016 to acquire full census level data for each of the participating STC communities. A total of 1,477 surveys were completed. Once the data has been compiled, it will be available to the communities.

EARLY CHILDHOOD PROGRAMS

STC provides early childhood programs in all seven member First Nations, with technical support, monitoring and licensing provided by an Early Childhood Program Manager and Support Worker. The Early Learning Centre (ELC) provides a full day childcare program for 70 children, including 18 infants, 10 toddlers and 42 preschoolers. The program, licensed annually by the Ministry of Education, operated at 90% capacity with wait lists for infant and toddler spaces.

Ongoing quality improvement and professional development initiatives continue to be a priority. Two dedicated staff supported professional development in member communities, including onsite training in a First Nations approach to play-based learning. Speech and language development was the focus of two training sessions and five onsite workshops using the 'Moe the Mouse' program. Childcare staff are more confident using the program and report improvement in children's speech and vocabulary.

ABORIGINAL HEAD START

STC delivers the Aboriginal Head Start (AHS) Preschool Program in Saskatoon. AHS helps families create a solid foundation for lifelong learning using a curriculum based on First Nations traditions and culture, as well as promising practices and an adapted approach to Saskatchewan's "Play and Exploration" guidebook. The program also has a home visiting component. Staff took advantage of a funding renewal application to develop a three-year work plan for 2017-2020, including new approaches to parent engagement, Cree language learning and culturally based summer programming.

Growing Spirits is an AHS early childhood program focused on culture/language, parental involvement, nutrition, health and safety, social support and education. The preschool program has a capacity of 22 children and offers a morning and afternoon program. This year, 90 children participated over two school terms. Home Visitors helped families with enrolled children and those on the wait list with parenting skills and access to services. The program is guided by a Parent Advisory Committee, who not only worked with staff to plan family activities, but also made beautiful decorations for the Head Start graduation in June 2016.

Child and Family Services – Focus on Families

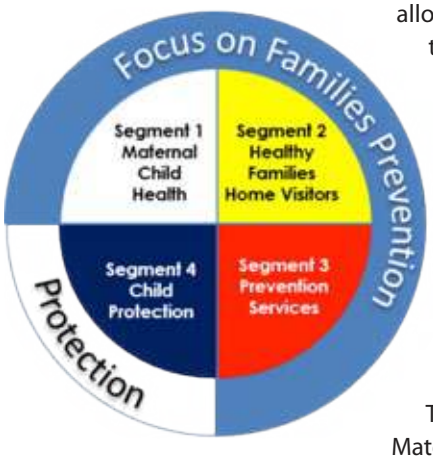

The Focus on Families initiative allows STC communities to self-determine Child and Family Services based on traditional First Nation's values, laws and cultural practices. It was created to help communities and families deal with the harmful effects of residential schools. There are four segments: Maternal Child Health for expecting or new mothers, Healthy Families Home Visitors for families with children ages 0 to 5, Prevention Services for families with children 0 to 18.

MATERNAL CHILD HEALTH

The goal of Maternal Child Health is to enhance the growth and development of infants and young children, and foster the healthiest mothers and families possible. Services are based on three key beliefs. One, that families are best supported in their own environment. Two, that helping parents to help their children is effective. Three, that children benefit most if support is provided in the early years before age five.

Home visitors worked with 1,025 families in STC member communities. This including visiting 596 families, supporting 341 prenatal women and providing 254 education sessions. The 276 case management sessions allowed for in depth assessments to track family progress toward short and long term goals. Staff also worked alongside community nurses to conduct 86 postpartum depression screenings.

2016-2017 Maternal Child Health Activities

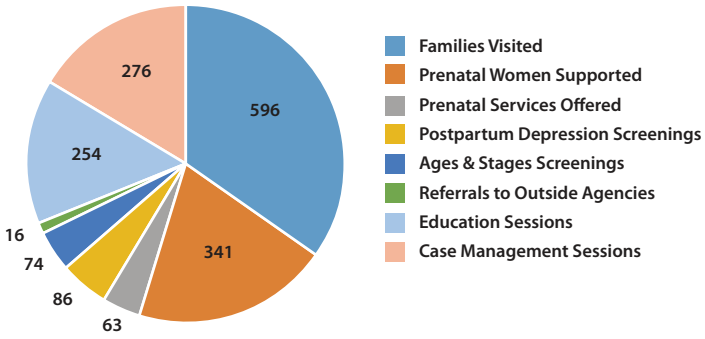

HEALTHY FAMILIES HOME VISITOR

The Healthy Families Home Visitor program offers parents insight into their personal strengths and family assets, enriching the overall quality of family life. A total of 839 families received Home Visitor services in 2016-2017. Visits are motivational and skill-focused, and the goal is to help build parenting skills along with self-confidence.

2016-2017 Healthy Families Home Visitor Activities

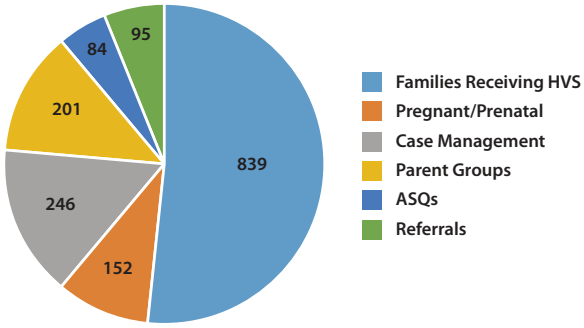

2016-2017 No. of Prevention Services Clients, June-March

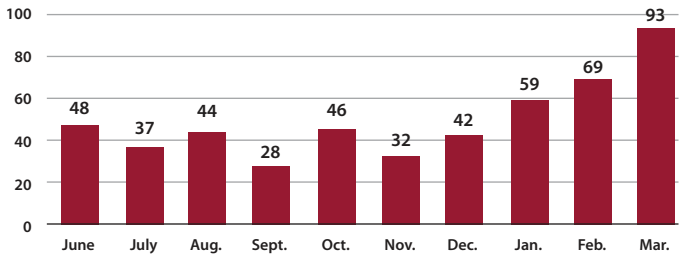

CHILD PROTECTION SERVICES

Over the past year, families continued to reach out to STC Protection Services. A survey conducted with families using Protection Services found that 91% had a positive experience with STC services, compared to 56% of those who had contact with other child protection agencies. Survey results clearly indicate that families in STC communities feel better served by STC than other child protection agencies, underlining the importance of the First Nations autonomy and self-governance.

Statistics also point to the positive relationships families have with their tribal councils. From August to November, there was a significant increase in the number of calls and texts to Protection Services. This increase occurred after other child protection agencies were granted temporary access to STC member communities. STC continued to assert that other agencies were to work collaboratively with STC in STC member communities, and through this assertiveness, the calls started to return to baseline in December.

2016-2017 Total Number of Telephone Calls/Texts

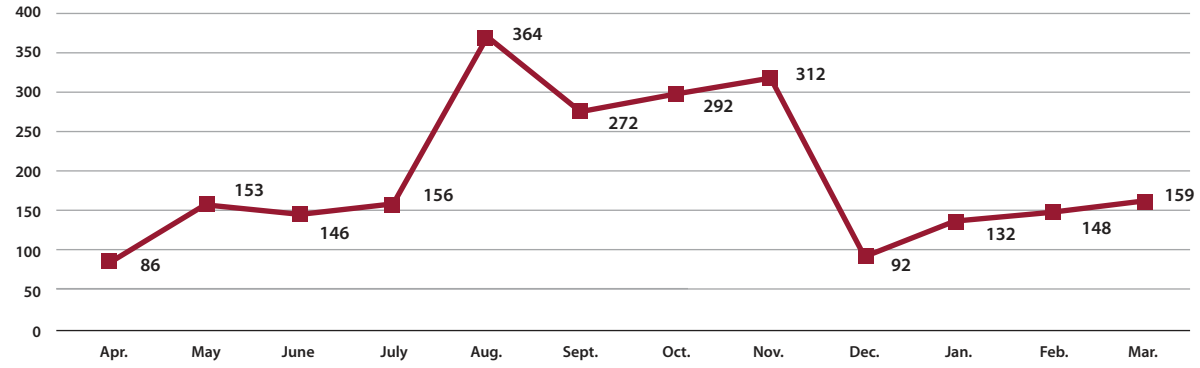

STC Urban Family Services

STC Urban Family Services fosters family well-being by providing culturally appropriate, strength-based child and family support services in Saskatoon. Programs are grounded in First Nation concepts of wellness, which centre children in circles of care that extend out to include all family. Children need the love, support and nurture of their families to reach their full potential, and Urban Family Services staff support this foundation by working in collaboration with families and the community.

24 HOUR HOMES

STC Urban Services operates four 24 Hour Homes for children and youth aged 0 to 16. In times of trouble, these emergency homes provide a safe, nurturing environment while also keeping siblings together and reuniting children with family in their home communities. The homes are status-blind, meaning all genders, races and cultures are accepted.

In 2016-2017, a total of 285 children and youth were admitted to the four 24 Hour Homes operated by STC Urban Services—including 154 of Aboriginal ancestry. In times of trouble, these emergency homes provide a safe, nurturing environment. They also help keep siblings together and reunite children with family in their home communities. For many, their stay in a 24 Hour Home marks the beginning of "reclaiming their space, reclaiming their place" within themselves, their family and their community.

2016-2017 STC 24 Hour Homes Statistics

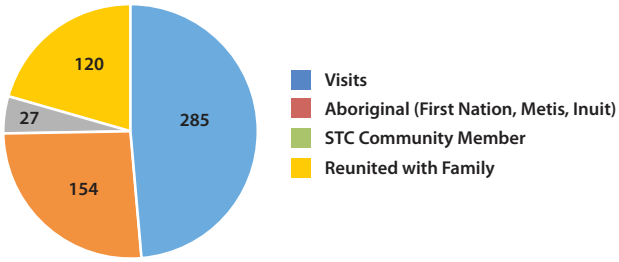

24 Hour Homes include Pewasayaw (brighter sky/future is coming), which welcomes children aged 0–8, Oskayak Wikiwaw and the Children's Home, which welcome children aged 0–12, and the Safe House, which provides temporary emergency shelter and services for children and youth aged 12–16 at risk of being abused/exploited on the streets and/or with no permanent residence. Last year, 44 youth attended the Safe House Drop-In program, which provides a safe place to come for a healthy meal, shower, telephone, laundry services, education supports and one-on-one crisis counselling.

2016-2017 STC 24 Hour Homes Stays and Successful Family Reunions

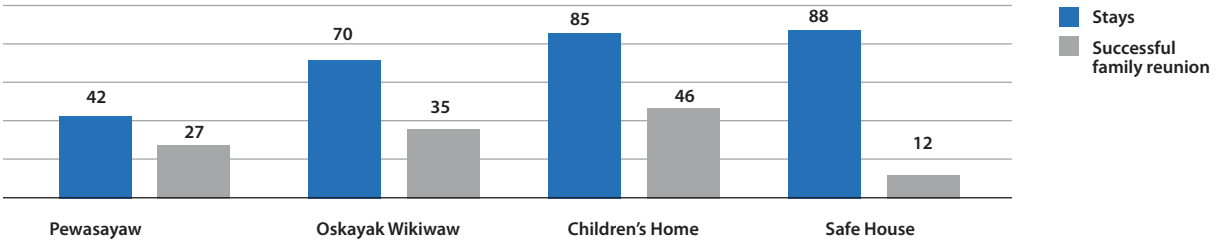

The 24 Hour Homes team includes a Case Management Coordinator to manage child and youth resident cases, an Operations Coordinator to ensure seamless operation, orientation and training, a Lead Support Worker in each home to manage daily operations, 24 full-time and 25 part-time Child Support Workers, six full-time and six part-time Youth Support Workers, and 20 casual staff who assist as needed. The medicine wheel model is used in programming and staff follow traditional parenting practices. Elders visit each home regularly to provide teachings on cultural identity as well as a spiritual presence.

CHILDREN FIRST AND CHUMS

Children First and Creative Healing for Urban Members (CHUMS) are innovative family wellness programs that enhance positive parenting, promote secure parent-child relationships and nurture each individual's spiritual, physical, emotional and mental health. Together, Children First and CHUMS provided programming to 296 clients, with the large majority (284) using more than one program. Approximately 65% of clients (193) successfully completed programs, an increase over 46% the previous year.

2016-2017 Children First and CHUMS Clients – Cultural Identity

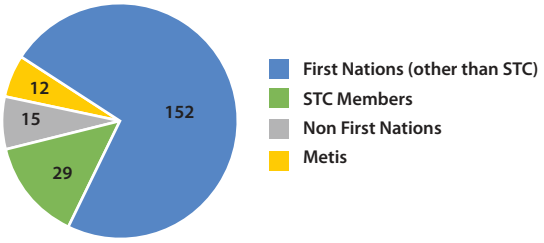

2016-2017 Children First and CHUMS Clients – Referral Sources

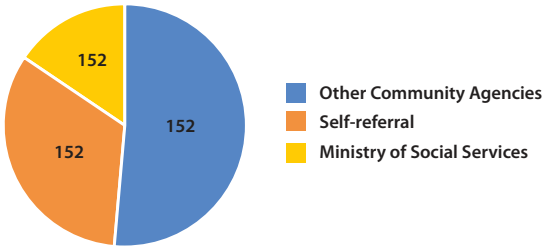

PALS

Providers for Aboriginal Lifestyle Supports (PALS) provides intensive service to families in need of intervention and at high risk of involvement with the child welfare system. The Family Support Worker visits the family's home and works collaboratively with the family to reduce risk.

During this year, PALS provided in-home support to 214 families, including 100 new intakes (44 less than last year). The cultural and spiritual beliefs and value systems of the family are respected and incorporated into service. In 2016-2017, empowering families to take charge of their own lives led to 35 children being returned to their parents' care.

2016-2017 PALS Clients – Cultural Identity

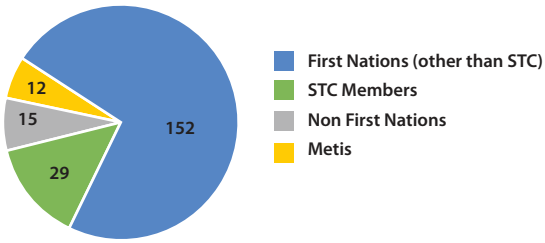

2016-2017 PALS Clients – Referral Sources

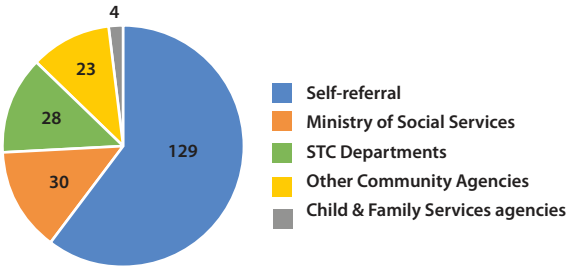

SPECIAL FEATURE

SASKATOON TRIBAL COUNCIL'S 3RD ANNUAL VAMPIRE GALA

One of the most memorable events of the year, the Saskatoon Tribal Council's annual Vampire Gala helps improve quality of life for children, youth and families living in Saskatoon's core neighbourhoods. The 3rd annual event was another success thanks to the support of presenting sponsor PotashCorp, Home Fires sponsor Dakota Dunes Community Development Corporation and ongoing support from business, industry and government.

Crystal Shawanda, Canadian country music artist and television star, dazzled the crowd with a powerful musical performance. Live One rocked TCU Place for a second year, showing just what supporting young people's dreams can do. Guests also enjoyed a wildly hilarious hypnotic performance by indigenous hypnotist Scott Ward.

The 2016 Vampire Gala raised more than $21,000 in support of STC's Home Fires Foundation and White Buffalo Youth Lodge.

PotashCorp
Helping Nature Provide

DAKOTA DUNES
COMMUNITY DEVELOPMENT
CORPORATION

SPECIAL FEATURE

FIRST NATIONS PROFESSIONAL DIRECTOR CERTIFICATION PROGRAM™

In 2016-2017, more than 40 First Nations participants proudly graduated from the university-level First Nations Professional Director Certification Program™. The Professional Director (Pro.Dir.) designation paves the way for leaders to understand and apply excellence in governance within an indigenous context. From January to May, participants took four two-day modules and a final exam to qualify for certification.

The Saskatoon Tribal Council, Brown Governance Inc. and Johnson Shoyama Graduate School of Public Policy designed the program specifically for STC chiefs, councillors, associated corporations, partnerships and joint ventures. Friends from Battleford Agencies and Athabasca Basin also participated. The number of dedicated participants (and graduates) illustrates the need for increased capacity in First Nations governance and institutions.

The true beneficiaries of the program are First Nation community members, who are served by the economic and social entities owned and operated by STC, its member nations and affiliates.

First Nations Professional Director Certification Program™ participants

CRESS

HOUSING CORPORATION

Cress Housing is dedicated to providing affordable housing for First Nations people living in Saskatoon and addressing the housing shortage facing the urban First Nation community. The corporation's 400 affordable housing units house in excess of 1,000 residents. However, existing housing stock only meets a portion of the demand for affordable housing—Cress Housing had received more than 800 applications as of December 31, 2016.

While originally a social program, the corporation has moved to an economic development venture, which necessitates strong financial management policies. Its business philosophy has continued to shift towards a higher percentage of revenues from rental income. With fewer full subsidy units, addressing lower income applicants continued to be a challenge. In addition, the downturn in the provincial economy created an upward climb in the vacancy rate. This creates more turnover in the corporation's market sector; increased turnover leads to more operating costs and higher vacancy rental loss.

PRIORITIES

A highlight of 2016-2017 was successfully obtaining $785,000 in new capital funding to expand the Housing First partnership with White Buffalo Youth Lodge. The corporation acts as a conventional landlord, while WBYL provides client supports to applicants deemed the hardest to house.

Cress Housing continues to move forward on implementation of the Strategic Corporate Initiative as it relates to housing and economic development. Key areas of focus include securing additional funding to create more off/on reserve housing stock; establishing a minimum level of health and safety in all STC housing stock; implementing policies to reduce housing demand by encouraging home ownership; pursuing a sustainable student housing strategy; and implementing orientation/training modules for tenants. Success will be monitored by tracking number and cost of repairs, number of new home owners, number of persons per bedroom in STC housing and housing wait lists.

Recognizing that home ownership is an integral part of the housing continuum, all levels of government are moving towards using limited fiscal resources to encourage assisted home ownership. Cress Housing will continue its mentoring program and regular seminars to encourage home ownership and increase the number of home owners in the urban First Nations community.

DAKOTA DUNES

COMMUNITY DEVELOPMENT CORPORATION

The Dakota Dunes Community Development Corporation (CDC) invests in initiatives that enhance independence and well being. The CDC celebrates veterans, athletes, elders and community leaders and ensures services are available to the most vulnerable citizens. Funds are generated by profits from the Dakota Dunes Casino, a thriving entertainment venue operated by the Saskatchewan Indian Gaming Corporation (SIGA) on the Whitecap Dakota First Nation.

In 2016-2017, the Dakota Dunes CDC received nearly $6.5 million from casino profits for distribution to First Nations and non-First Nations communities within its catchment area (within 75 km. of Whitecap). These funds supported 348 initiatives and community organizations. Grants ranged from supporting libraries, schools and health centres to increasing access to sport, culture and the arts.

100th Anniversary of the Battle of Vimy Ridge in France.

TOWARD RECONCILIATION

As a First Nations organization and an important funder of community initiatives, the Dakota Dunes CDC has embraced its role in helping communities understand and make progress toward reconciliation. This year, the Board adopted the Truth and Reconciliation Commission of Canada's 2015 report as a foundational document. It has instructed administration to use the 94 Calls to Action to inform their granting decisions and encourage increased awareness and progress toward reconciliation. Over the next several years, this direction together with collaboration with community groups and sincere dialogue on the importance of alignment with the Calls to Action will have a profound effect on quality of life of our communities.

Dakota Dunes CDC is proud of the relationships it has built with First Nations and non-First Nations communities, as well as with more than 300 agencies that are part of the granting program. Their combined efforts, commitment and hard work are invaluable in forming strong, healthy, connected communities.

Saskatoon Search and Rescue during training exercises.

DAKOTA DUNES
COMMUNITY DEVELOPMENT
CORPORATION

For more information on the 2016-17 CDC grants and the people they have helped support, visit www.dakotadunescdc.com.

SASKATOON TRIBAL COUNCIL INC. FINANCIAL STATEMENTS
MARCH 31, 2017

July 27, 2017

Independent Auditor's Report

To the Directors of Saskatoon Tribal Council Inc.

We have audited the accompanying financial statements of Saskatoon Tribal Council Inc., which comprise the statement of financial position as at March 31, 2017 and the statements of changes in net financial assets, operations and cash flows for the year then ended, and the related notes, which comprise a summary of significant accounting policies and other explanatory information.

Management's responsibility for the financial statements

Management is responsible for the preparation and fair presentation of these financial statements in accordance with Canadian public sector accounting standards, and for such internal control as management determines is necessary to enable the preparation of financial statements that are free from material misstatemePnt, whether due to fraud or error.

Auditor's responsibility

Our responsibility is to express an opinion on these financial statements based on our audit. We conducted our audit in accordance with Canadian generally accepted auditing standards. Those standards require that we comply with ethical requirements and plan and perform the audit to obtain reasonable assurance about whether the financial statements are free from material misstatement.

An audit involves performing procedures to obtain audit evidence about the amounts and disclosures in the financial statements. The procedures selected depend on the auditor's judgment, including the assessment of the risks of material misstatement of the financial statements, whether due to fraud or error. In making those risk assessments, the auditor considers internal control relevant to the entity's preparation and fair presentation of the financial statements in order to design audit procedures that are appropriate in the circumstances, but not for the purpose of expressing an opinion on the effectiveness of the entity's internal control. An audit also includes evaluating the appropriateness of accounting policies used and the reasonableness of accounting estimates made by management, as well as evaluating the overall presentation of the financial statements.

We believe that the audit evidence we have obtained is sufficient and appropriate to provide a basis for our audit opinion.

Opinion

In our opinion, the financial statements present fairly, in all material respects, the financial position of Saskatoon Tribal Council Inc. as at March 31, 2017 and the results of operations, changes in net financial assets and cash flows for the year then ended in accordance with Canadian public sector accounting standards.

PricewaterhouseCoopers LLP

Chartered Accountants

PricewaterhouseCoopers LLP
The Princeton Tower,123 2nd Avenue South, Suite 200, Saskatoon, Saskatchewan, Canada S7K 7E6
T: +1 (306) 668 5900, F: +1 (306) 6521315

"PwC" refers to PricewaterhouseCoopers LLP, an Ontario limited liability partnership.

SASKATOON TRIBAL COUNCIL

MANAGEMENT'S RESPONSIBILITY FOR FINANCIAL REPORTING

July 24, 2017

To the Tribal Council Members:

Management of Saskatoon Tribal Council Inc. has the responsibility for preparing the accompanying financial statements and ensuring that all information in the related reports is consistent with the statements. This responsibility includes selecting appropriate accounting principles and making objective judgments and estimates in accordance with Canadian public sector accounting standards.

In discharging its responsibilities for the integrity and fairness of the financial statements and for the accounting systems from which they are derived, management maintains the necessary systems of internal controls designed to provide assurance that transactions are authorized, assets are safeguarded and proper records maintained. Ultimate responsibility for financial statements to the Tribal Council Members lies with the Directors who review the financial statements in detail with management prior to their approval for publication.

External auditors are appointed by the Directors to audit the financial statements and are available to meet separately with both the Directors and management to review their findings. The external auditors have full and free access to the Directors to discuss their audit and their findings as to the integrity of Saskatoon Tribal Council Inc.'s financial reporting and the adequacy of the system of internal controls.

Felix Thomas

Tribal Chief

General Manager

SASKATOON TRIBAL COUNCIL INC. STATEMENT ON FINANCIAL POSITION

AS AT MARCH 31, 2017

	2017 $	2016 $
Financial Assets		
Cash	3,358,035	3,041,024
Short-term investments	62,523	62,043
Accounts receivable (notes 4 and 11)	2,496,131	2,361,944
	5,916,689	5,465,011
Financial Liabilities		
Accounts payable and accrued liabilities (notes 6 and 11)	4,954,098	4,846,998
Deferred revenue (notes 3 and 7)	795,927	561,965
Long-term debt (note 9)	40,759	32,742
	5,790,784	5,441,705
Net Financial Assets	125,905	23,306
Non-financial assets		
Prepaid expenses	62,028	72,058
Due from related parties (note 11)	243,949	366,013
Tangible capital assets (note 5)	47,433	63,978
	353,410	502,049
Accumulated Surplus	479,315	525,355

Approved by the Board of Directors

Director Director

The accompanying notes are an integral part of these financial statements.

SASKATOON TRIBAL COUNCIL INC. STATEMENT OF CHANGES IN NET FINANCIAL ASSETS

FOR THE YEAR ENDED MARCH 31, 2017

	2017 $	2016 $
Annual deficit	(46,040)	(40,217)
Repayment of due from related parties (note 11)	122,064	-
Tangible capital asset amortization (note 5)	61,507	69,684
Tangible capital asset additions (note 5)	(44,962)	(39,911)
Net prepaid expenses	10,030	(19,793)
Change in net financial assets	102,599	(30,237)
Net financial assets – Beginning of year	23,306	53,543
Net financial assets – End of year	125,905	23,306

The accompanying notes are an integral part of these financial statements.

SASKATOON TRIBAL COUNCIL INC. STATEMENT OF OPERATIONS

FOR THE YEAR ENDED MARCH 31, 2017

	Budget $ (unaudited)	2017 $	2016 $
Revenue (notes 8 and 11)			
Indigenous and Northern Affairs Canada	7,917,992	7,677,874	6,745,891
Saskatchewan Indian Institute of Technologies	1,159,695	732,242	843,042
Other income	651,165	696,671	638,097
STC Health & Family Services Inc. (note 11)	631,586	661,054	863,074
Administration charges (note 8)	456,371	505,576	659,744
Potash Corporation of Saskatchewan	657,219	465,334	653,613
Dakota Dunes Community Development Corporation (note 11)	583,958	455,661	407,038
STC Urban First Nations Services Inc. (note 11)	487,177	435,200	365,461
Department of Justice Canada	256,960	254,247	172,405
STC Casino Holdings Limited Partnership (note 11)	225,000	225,000	225,000
Ministry of the Economy	247,500	221,036	267,613
North East School Division	264,281	196,369	242,225
Saskatchewan Rivers School Division	205,727	169,330	23,022
Saskatchewan Justice	166,185	157,554	173,473
Hippy Canada	139,830	139,830	136,326
Saskatchewan Government Insurance	97,375	98,975	90,866
Greater Saskatoon School Division	93,940	75,438	39,407
Muskoday First Nation (note 10)	67,144	70,377	48,935
Canadian Heritage	70,000	70,000	-
First Nations Trust	64,376	69,219	58,911
Cress Housing Corporation (note 11)	51,273	62,390	42,992
SaskEnergy	48,500	48,500	87,000
Muskeg Lake Cree Nation (note 10)	40,395	43,895	40,395
Saskatchewan Lotteries	41,700	41,700	40,530
Golf	39,663	39,663	38,245
Whitecap Dakota First Nation (note 10)	32,650	32,640	16,320
STC Investments Limited Partnership	30,000	30,000	30,000
City of Saskatoon	-	29,500	-
Saskatoon City Police	25,000	25,000	-
Sask Sport Inc.	5,000	9,842	8,750
SaskCulture	26,995	8,750	16,470
Interest	5,000	6,299	6,993
Sask Arts Board	5,089	5,089	-
Mistawasis First Nation	-	3,750	-
Yellow Quill First Nation	-	2,000	-
Ministry of Government Relations	-	-	41,423
	14,794,746	13,766,005	13,023,261
Expenditures (notes 8 and 14)			
First Nations Student Success Program	1,911,388	1,911,387	2,015,835
New Paths	1,257,516	1,257,516	518,536
Education Partnership Program Advancement	1,006,896	965,736	1,119,602
Enhanced service delivery	864,300	864,300	865,264
Technical Services	496,451	493,095	488,267
First Nations Job Fund	817,100	459,270	359,916
Finance Services	541,373	446,111	782,612

SASKATOON TRIBAL COUNCIL INC. STATEMENT OF OPERATIONS... CONTINUED

FOR THE YEAR ENDED MARCH 31, 2017

	Budget $ (unaudited)	2017 $	2016 $
Treaty Office	460,797	438,026	737,284
Education	462,354	423,891	412,316
Corporate services	383,904	410,796	-
Economic Development	422,200	402,200	422,200
Administration	358,224	381,654	576,918
Special Education	381,074	381,074	190,537
Tribal Council Advisor Services	383,700	377,030	375,771
Building	331,763	342,195	271,918
Justice	346,006	334,662	345,878
Information technology	322,598	319,816	284,171
First Nation Student Success Program: Structural readiness	336,529	292,856	-
Governance	318,607	291,466	-
Invitational Shared Services Initiative Grad Mentor	392,687	289,740	219,202
Employment & Training Services (ASETS)	357,595	288,249	454,103
Specific Projects	317,215	265,968	315,312
First Nation Navigator	294,600	261,386	307,213
Potash Industry Partnership	412,696	239,397	388,894
Corporate Governance	212,674	216,224	198,644
Youth Entrepreneurship	200,784	192,209	97,328
Circuit Rider Training Program	160,941	154,676	78,420
Recreation	196,363	145,777	235,960
Hippy Canada	172,994	141,473	174,240
Family Violence	140,000	140,000	140,000
Career fair	66,500	104,890	75,950
Justice Project	109,355	102,729	-
SGI – Traffic Safety	97,375	98,975	90,866
Super Saturday	95,000	95,000	96,639
Canada 150: Where Our Paths Cross	70,000	71,200	-
Treaty Protection	64,376	69,219	58,911
Housing capacity	50,000	50,000	-
Skills Link	45,880	31,604	28,282
Potash Industry Strategic Plan	25,000	31,250	-
Invitational Shared Services Initiative: S & L	60,000	26,998	39,407
LEDSP – Environment Day	32,825	2,000	10,075
Active Measures	-	-	19,914
Advisory Services	-	-	12,264
Employment & Training Partnership	-	-	90,409
First Nations Land Management Initiatives	-	-	5,726
Invitational Shared Services Initiative: Mathematics	-	-	46,045
Murdered & Missing Indigenous Women	-	-	16,000
SaskTel	-	-	75,169
School Evaluations	-	-	21,480
	14,977,640	13,812,045	13,063,478
Operating deficit for the year		(46,040)	(40,217)
Accumulated surplus – Beginning of year		525,355	565,572
Accumulated surplus – End of year		479,315	525,355

Segment Disclosures (note 18)

SASKATOON TRIBAL COUNCIL INC. STATEMENT OF CASH FLOWS

FOR THE YEAR ENDED MARCH 31, 2017

	2017 $	2016 $
Cash provided by (used in)		
Operating activities		
Surplus of revenue over expenses for the year	(46,040)	(40,217)
Item not affecting cash		
Amortization (note 5)	61,507	69,684
Gain on disposal	(14,000)	-
	1,467	29,467
Net change in non-cash working capital items		
Short-term investments	(480)	(472)
Accounts receivable	(134,187)	442,336
Accounts payable	107,100	330,126
Deferred revenue	233,962	(943,324)
Prepaid expenses	10,030	(19,793)
	217,892	(161,660)
Capital activities		
Acquisition of tangible capital assets (note 5)	(44,962)	(39,911)
Disposal of tangible capital assets (note 5)	14,000	-
	(30,962)	(39,911)
Financing activities		
Proceeds from (repayment of) long-term debt	8,017	(28,763)
Proceeds from related parties	122,064	-
	130,081	(28,763)
Net decrease in cash	317,011	(230,334)
Net cash – Beginning of year	3,041,024	3,271,358
Net cash – End of year	3,358,035	3,041,024

The accompanying notes are an integral part of these financial statements.

1 Description of business

The Saskatoon Tribal Council Inc. (the "Corporation") is comprised of Whitecap Dakota, Kinistin, Mistawasis, Muskeg Lake, Muskoday, Yellow Quill and One Arrow First Nations and operates under written Principles of Agreement for the benefit of the member First Nation.

2 Summary of significant accounting policies

These financial statements have been prepared in accordance with Canadian generally accepted accounting principles for government, as defined in the Canadian Public Sector Accounting and Auditing Handbook, as prescribed by Indigenous and Northern Affairs Canada ("INAC") and include the following significant accounting policies.

Measurement uncertainty

The preparation of financial statements requires management to make estimates and assumptions that affect the reported amounts of assets and liabilities and disclosure of contingent assets and liabilities at the date of the financial statements and the reported amounts of revenues and expenses during the year. Estimates are based on the best information available at the time of preparation of the financial statements and are reviewed annually to reflect new information as it becomes available. Measurement uncertainty exists in these financial statements. Actual results could differ from these estimates.

Revenue recognition

Funding received or receivable under the terms of agreements with government agencies is recognized as revenue when related expenses are incurred. Funding received but not yet expended is recorded as deferred revenue.

Cash and cash equivalents

Cash and cash equivalents include cash on hand, balances with banks net of bank overdrafts and term deposits having a maturity of three months or less at acquisition which are held for the purpose of meeting short-term cash commitments.

Tangible capital assets and amortization

Tangible capital assets include acquired, built, developed and improved tangible capital assets, whose useful life extends beyond one year and which are intended to be used on an ongoing basis for delivering services.

Tangible capital assets are initially recorded at cost and are amortized over their expected useful lives using the straight-line method:

Office equipment and furnishing	5 years
Computer equipment and software	3.33 years
Leasehold improvements	5 years
Equipment	3.33 years
Vehicles	3.33 years

Tangible capital assets are written down when conditions indicate that they no longer contribute to the corporation's ability to provide goods and services or when the value of future economic benefits associated with tangible capital asset is less than its net book value.

Donated assets

Donated assets are recorded at fair value when fair value can be reasonably estimated.

Financial instruments

The Corporation recognizes and measures its financial assets and liabilities as follows: cash and cash equivalents, short-term investments, accounts receivable, accounts payable and deferred revenue are initially recorded at fair value. All financial assets and liabilities are subsequently measured at amortized cost. Interest attributable to financial instruments is reported in the statement of operations. Financial assets are tested for impairment at the end of each reporting period when there are indications that an asset may be impaired. When financial assets are impaired, impairment losses are recorded in the statement of operations.

3 Transfer of health programs to STC Health & Family Services Inc.

Effective April 1, 2002, the administration of all health programs (Health Services, Daycare, Mental Health, Tuberculosis, and Home Care) were transferred from the Corporation to STC Health & Family Services Inc. Deferred funding in the amount of $ 1,424,939 (2016 – $1,424,939) is still held by the Corporation as at March 31, 2017 and will be transferred to STC Health & Family Services Inc. in future years.

4 Accounts receivable

	2017 $	2016 $
STC Urban First Nations Services Inc.	985,584	1,045,416
Dakota Dunes Community Development Corporation	274,380	373,532
Muskeg Lake Cree Nation	160,825	161,930
Saskatchewan Indian Institute of Technologies	134,060	59,762
Canada Revenue Agency	120,069	108,396
STC Health & Family Services Inc.	119,969	151,151
Hippy Canada	93,678	23,053
Indigenous and Northern Affairs Canada	92,318	63,532
Canadian Heritage	69,995	-
Department of Justice Canada	68,114	45,159
STC Investments Limited Partnership	67,259	30,000
Muskoday First Nation	65,138	36,701
Other	44,546	66,861
North East School Division	40,014	-
City of Saskatoon	29,500	-
STC Casino Holdings Limited Partnership	25,775	105,003
Cress Housing Corporation	25,712	9,022
Ministry of the Economy	19,214	20,227
Greater Saskatoon Catholic Schools	15,562	16,076
ICR Property Management	13,523	-
Whitecap Dakota First Nation	9,515	1,355
Mistawasis First Nation	7,373	6,433
Saskatchewan Justice	7,115	8,173
Sask Sport Inc.	2,342	5,000
Kinstin Saulteaux Nation	2,251	2,000
Yellow Quill First Nation	2,000	2,855
Staff Receivable	300	2,198
Saskatoon Public School Division	-	2,381
Saskatchewan Government Insurance	-	15,728
	2,496,131	2,361,944

SASKATOON TRIBAL COUNCIL INC. NOTES TO FINANCIAL STATEMENTS
MARCH 31, 2017

5 Tangible capital assets

	Computer equipment and software $	Office equipment and furnishing $	Leasehold improvements $	Equipment $	Vehicles $	2017 Total $
Cost						
Beginning of the year	486,284	534,040	163,226	63,509	179,819	1,426,878
Additions	-	-	-	-	44,962	44,962
Disposals	-	-	-	-	(42,077)	(42,077)
End of the year	486,284	534,040	163,226	63,509	182,704	1,429,763
Accumulated amortization						
Beginning of the year	485,929	533,644	163,226	62,954	117,147	1,362,900
Amortization	355	396	-	555	60,201	61,507
Disposals	-	-	-	-	(42,077)	(42,077)
End of the year	486,284	534,040	163,226	63,509	135,271	1,382,330
	-	-	-	-	47,433	47,433

	Computer equipment and software $	Office equipment and furnishing $	Leasehold improvements $	Equipment $	Vehicles $	2016 Total $
Cost						
Beginning of the year	486,284	534,040	163,226	63,509	139,908	1,386,967
Additions	-	-	-	-	39,911	39,911
Disposals	-	-	-	-	-	-
End of the year	486,284	534,040	163,226	63,509	179,819	1,426,878
Accumulated amortization						
Beginning of the year	477,947	531,000	163,226	60,414	60,629	1,293,216
Amortization	7,982	2,644	-	2,540	56,518	69,684
Disposals	-	-	-	-	-	-
End of the year	485,929	533,644	163,226	62,954	117,147	1,362,900
	355	396	-	555	62,672	63,978

6 Accounts payable

	2017 $	2016 $
STC Health & Family Services Inc.	1,501,427	1,452,686
Other	494,708	239,290
Indigenous and Northern Affairs Canada	418,136	386,325
Trade Payables	408,909	876,122
One Arrow First Nation	358,452	204,356
Muskeg Lake Cree Nation	334,952	170,668
Mistawasis First Nation	300,982	326,440
Muskoday First Nation	273,233	224,003
Accrued Holiday Pay	205,228	250,528
Yellow Quill First Nation	199,891	165,674
Kinstin Saulteaux Nation	199,791	154,172
Saskatchewan Indian Institute of Technologies	154,830	188,240
Health Clinic - Yellow Quill	46,409	15,637
STC Urban First Nations Services Inc.	35,632	173,994
Whitecap Dakota First Nation	18,386	17,663
Dakota Dunes Community Development Corporation	3,132	600
Cress Housing Corporation	-	600
	4,954,098	4,846,998

7 Deferred revenue

	2017 $	2016 $
Indigenous and Northern Affairs Canada	234,891	122,855
Other sources	561,036	439,110
	795,927	561,965

8 Administration fee

An administration fee of $505,576 (2016 – $659,744) for overhead and shared services costs was charged to certain programs. Of this amount, $39,755 (2016 – $185,160) is reflected as revenue in Treaty Office; $52,075 (2016 – nil) is reflected as revenue in Governance $162,745 (2016 – $243,405) of this charge is reflected as revenue in Administration; $117,937 (2016 – $215,083) of this charge is reflected as revenue in Finance; and $58,170 (2015 – $16,096) of this charge is reflected as revenue in Information Technology, and $6,919 (2016 – nil) is reflected as revenue in Education. The offsetting expenditures are reported in the programs charged.

9 Long-term debt

	2017 $	2016 $
Toyota Financial Services financed loan; repayable in monthly blended payments of principal and interest, at a rate of 2.99%, maturing on October 21, 2019	30,935	-
Toyota Financial Services financed loan; repayable in monthly payments of principal, with no interest, maturing on October 18, 2016	-	8,182
Toyota Financial Services financed loan; repayable in monthly blended payments of principal and interest, at a rate of 0.9%, maturing on November 13, 2017	9,824	24,560
	40,759	32,742
Less: Current portion	21,799	22,918
	18,960	9,824

The estimated principal payments due in each of the next three years are as follows:

	2017 $
2018	21,799
2019	11,975
2020	6,985

10 Transfers to and from First Nations

Transfers made to member First Nations by the Corporation include economic development transfers of $292,000 (2016 – $292,200).

Included in revenue are the amounts transferred from First Nations as follows:

				2017	2016
	Muskeg Lake Cree Nation $	Muskoday First Nation $	Whitecap Dakota First Nation $	Total $	Total $
Technical services	29,975	30,057	32,640	92,672	76,352
Education	10,420	18,878	-	29,298	29,298
	40,395	48,935	32,640	121,970	105,650

11 Related parties

Related party transactions are recorded at the exchange amount agreed to by the related parties. All parties noted below are related by common control under the Saskatoon Tribal Council.

Other than items specifically disclosed elsewhere in the financial statements and notes, the following is a list of significant related party transactions.

	2017 $	2016 $
STC Urban First Nation Services Inc.		
Administration and contracted services	254,562	304,751
Accounts payable	35,632	173,994
Accounts receivable	985,584	1,045,413
Cress Housing Corporation		
Administration and contracted services	20,000	42,695
Accounts receivable	-	600
Accounts payable	25,712	9,022
SDC Development Corporation		
Accounts receivable – building	152,821	229,321
Accounts receivable	91,128	136,692
STC Health & Family Services Inc.		
Administration and contracted services	418,113	827,540
Accounts payable	76,488	27,747
Accounts payable – funding	1,424,939	1,424,939
Accounts receivable	119,969	151,153
STC Investments LP		
Accounts receivable	67,259	30,000
STC Casino Holdings LP		
Administration and contracted services	225,000	225,000
Accounts receivable	25,775	105,003
Dakota Dunes Community Development Corporation		
Administration and contracted services	246,124	289,847
Accounts payable	3,132	600
Accounts receivable	274,380	373,532

12 Operating line of credit

The Corporation maintains an authorized line of credit of $250,000 (of which nil was drawn on at March 31, 2016. Interest on outstanding credit is calculated at prime plus 2%. The line of credit is secured by the Corporation's funding agreement with Indigenous and Northern Affairs Canada.

13 Income taxes

The Corporation was incorporated on February 15, 1991 under the Non-Profit Corporations Act of Saskatchewan and is not subject to income tax under the provisions of paragraph 149(1)(d.5) of the Income Tax Act.

14 Expenditures by object

	Budget $ (unaudited)	2017 $	2016 $
First Nation Program payment	4,106,641	4,308,034	3,357,187
Specific project payments	3,660,936	2,565,775	2,996,212
Salary	3,612,427	3,436,776	3,569,129
Consulting/contract fees	522,313	482,419	237,280
Administration charges	518,753	505,576	659,744
Rent	471,643	539,059	410,626
Benefits	449,256	404,635	414,062
Meetings and workshops	338,492	270,548	136,029
Travel	256,163	251,835	246,667
Board honorarium and travel	238,554	204,256	195,128
Vehicles	149,011	108,947	77,859
Professional development	112,503	94,262	51,912
Professional fees	65,745	61,029	143,507
Supply and material	53,279	61,930	69,236
Advertising	52,468	70,067	61,167
Strategic Planning	51,869	,59,217	7,256
SaskEnergy Partnership	48,500	48,420	53,466
Elders-Senators	46,000	44,990	33,225
Telephone	39,754	35,394	34,344
Computer support	37,847	43,597	29,335
Donations	34,500	40,986	38,226
Equipment	27,400	27,148	62,933
Copier and fax machines	26,095	30,963	28,072
Interest and service charges	12,990	16,172	18,103
Postage	12,883	10,050	13,451
Repairs and maintenance	9,841	7,884	12,657
Insurance	9,000	6,268	6,323
Coffee/water coolers	6,777	9,621	9,311
Utilities	6,000	4,680	18,069
Depreciation	-	61,507	69,684
Other	-	-	3,278
	14,977,640	13,812,045	13,063,478

15 Comparative figures

Certain of the comparative figures have been reclassified to conform with the current year's presentation.

16 Risk management

Credit risk

The Corporation's financial assets, including accounts receivable, are not exposed to significant credit risk.

Liquidity risk

Liquidity risk is the risk that the organization will not be able to meet its financial obligations as they become due. Liquidity risk also includes the risk of not being able to liquidate assets in a timely manner at a reasonable price. The Corporation is exposed to liquidity risk as a result of being economically dependent on funding from Indigenous and Northern Affairs Canada. The Corporation's approach to managing liquidity is to ensure that it has sufficient cash flows available to fund its operations and to meet its obligations when due, under both normal and stressed conditions.

17 Budgeted figures

Unaudited budgeted figures have been provided for comparison purposes and have been derived from the estimates approved by the Board of Directors.

18 Segment disclosure

Saskatoon Tribal Council Inc. provides a range of services to its members. For management reporting purposes, operations and activities are organized and reported by department. The segments of the Tribal Council and the services provided by each are as follows:

- Governance – handles the finances and administration including support to the Board and all other departments. The department provides internal support and central services to ensure the efficient and effective operation of the Tribal Council.
- Education – Includes all second level services and direct services for the member first nation schools.
- Economic Development and Training – Includes CEDO funds, CEOP projects, active measures, enhances services delivery and aboriginal skills and employment training initiatives to member first nations.
- Infrastructure Services – Includes advisory services to member first nations in the areas of housing, infrastructure, water treatment and facility maintenance.
- Justice – Includes community justice initiatives.

- Other– includes a variety of other programs including recreation and special projects.

For each segment separately reported, the segment revenue and expenses represent both amounts that are directly attributable to the segment and amounts that are allocated on a reasonable basis. The presentation by segment is based on the same accounting policies as described in the Summary of Significant Accounting Policies (note 2). Segment results are as follows:

SASKATOON TRIBAL COUNCIL INC. NOTES TO FINANCIAL STATEMENTS

MARCH 31, 2017

	Governance			Education			Economic Development & Training		
	Budget 2017 $ (unaudited)	2017 $	2016 $	Budget 2017 $ (unaudited)	2017 $	2016 $	Budget 2017 $ (unaudited)	2017 $	2016 $
Revenues									
Federal government transfers	383,700	377,030	377,044	5,255,491	5,143,128	4,164,104	2,466,195	2,018,742	2,169,991
Provincial government transfers	58,500	58,500	97,000	32,084	13,839	16,470	680,196	480,433	681,507
Provincial School Divisions	-	-	-	452,687	316,738	304,654	-	-	-
City of Saskatoon	-	-	-	-	-	-	-	-	-
Cress Housing Corporation	20,000	20,658	20,297	-	-	-	-	-	-
Member First Nations	-	-	-	29,298	29,298	29,298	-	-	-
Dakota Dunes CDC	251,735	251,303	243,793	-	-	-	2,500	2,500	-
STC Casino Holdings LP	225,000	225,000	225,000	-	-	-	-	-	-
STC Health & Family Services Inc.	380,223	429,469	641,808	26,062	-	22,206	-	-	-
STC Investments LP	30,000	30,000	30,000	-	-	-	-	-	-
STC Urban First Nations Services Inc.	411,078	363,303	320,257	-	-	-	47,100	40,350	45,205
Sask Indian Gaming Authority	-	-	-	-	-	-	-	-	-
Other income	867,689	889,398	773,018	146,932	148,392	157,777	39,000	74,267	135,250
	2,627,925	2,644,661	2,728,217	5,942,554	5,651,395	4,694,509	3,234,991	2,616,292	3,031,953
Expenses									
Salaries, wages and benefits	1,863,985	1,731,762	1,814,870	1,285,218	1,236,535	1,108,494	312,137	286,062	559,085
Travel	115,491	80,022	75,154	118,138	138,594	127,972	56,946	37,997	45,826
Rent	50,920	97,440	83,919	55,564	64,925	53,630	30,841	30,464	26,767
Office costs	126,946	134,432	119,054	5,000	8,049	5,189	5,400	577	1,770
Professional fees	43,845	40,355	38,526	332,440	315,831	110,200	28,300	26,255	19,851
Meetings, training and workshops	73,793	96,992	80,382	210,075	190,396	45,897	102,082	46,061	35,371
Board, elder and senator fees	281,554	247,597	225,623	-	-	-	1,000	150	629
Administration	23,371	15,425	86,111	240,942	232,699	272,238	108,250	108,250	128,453
First Nation project payments	-	-	-	2,609,753	2,609,753	2,043,574	1,395,204	1,414,860	1,049,628
Specific projects	-	-	-	1,109,308	863,401	940,767	1,174,613	636,669	1,071,019
Supplies	31,279	29,468	42,086	8,000	22,474	13,271	5,500	3,995	8,399
Furniture and equipment	12,900	42,011	55,787	-	3,705	2,995	4,500	3,864	32,674
Advertising	69,750	82,257	86,786	7,000	4,308	8,215	10,218	24,488	4,392
Other	75,369	67,138	60,718	-	-	3,278	-	-	-
	2,769,203	2,664,899	2,769,016	5,981,438	5,690,670	4,735,720	3,234,991	2,619,692	2,983,864
Surplus (deficit) for the year	(141,278)	(20,238)	(40,799)	(38,884)	(39,275)	(41,211)	-	(3,400)	48,089

SASKATOON TRIBAL COUNCIL INC. NOTES TO FINANCIAL STATEMENTS

MARCH 31, 2017

	Infrastructure Service			Justice			Other		
	Budget 2017 $ (unaudited)	2017 $	2016 $	Budget 2017 $ (unaudited)	2017 $	2016 $	Budget 2017 $ (unaudited)	2017 $	2016 $
Revenues									
Federal government transfers	599,596	572,612	481,060	256,960	254,247	172,405	442,705	368,604	396,732
Provincial government transfers	-	-	-	263,560	256,529	264,339	261,223	247,478	320,422
Provincial School Divisions	-	-	-	-	-	-	111,261	124,398	-
City of Saskatoon	-	-	-	-	-	-	25,000	54,500	-
Cress Housing Corporation	-	-	-	-	-	-	31,273	41,732	22,695
Member First Nations	110,891	123,364	76,352	-	-	-	-	-	-
Dakota Dunes CDC	-	-	-	-	-	-	329,723	201,858	163,246
STC Casino Holdings LP	-	-	-	-	-	-	-	-	-
STC Health & Family Services Inc.	-	-	-	-	-	-	225,301	231,584	199,060
STC Urban First Nations Services Inc.	-	1,245	-	-	-	-	28,999	30,302	-
First Nations Trust	-	-	-	-	-	-	64,376	69,219	58,911
Other income	-	550	12,600	25,589	25,590	-	212,819	249,845	400,760
	710,487	697,771	570,012	546,109	536,366	436,744	1,732,680	1,619,520	1,561,826
Expenses									
Salaries, wages and benefits	372,100	370,802	260,723	119,382	116,801	145,798	108,861	99,449	94,222
Travel	78,526	70,100	39,262	25,058	25,770	21,296	11,015	8,299	15,015
Rent	40,000	35,763	26,904	16,396	15,936	11,979	277,922	294,531	207,426
Office costs	3,300	4,421	3,160	1,500	1,328	2,483	19,041	15,823	38,010
Professional fees	57,950	55,698	93,815	-	-	-	125,523	105,308	118,396
Meetings, training and workshops	29,000	6,652	8,719	33,045	23,066	15,716	3,000	1,643	1,856
Board, elder and senator fees	-	-	-	2,000	1,498	2,101	-	-	-
Administration	91,291	91,291	66,546	14,861	14,861	10,000	41,829	43,050	96,396
First Nation project payments	-	-	-	234,000	231,863	226,581	51,748	51,558	37,404
Specific projects	18,725	18,725	21,706	104,494	104,494	-	1,067,941	942,487	962,721
Supplies	6,500	5,244	4,689	2,000	749	790	-	-	-
Furniture and equipment	10,000	39,075	41,162	-	-	-	-	-	-
Advertising	-	-	-	-	-	-	-	-	-
Other	-	-	-	-	-	-	25,000	40,499	-
	707,392	697,771	566,686	552,736	536,366	436,744	1,731,880	1,602,647	1,571,446
Surplus (deficit) for the year	3,095	-	3,326	(6,627)	-	-	800	16,873	(9,620)

STC HEALTH & FAMILY SERVICES INC. FINANCIAL STATEMENTS
MARCH 31, 2017

September 28, 2017

Independent Auditor's Report

To the Directors of STC Health & Family Services Inc.

We have audited the accompanying financial statements of STC Health & Family Services Inc., which comprise the statement of financial position as at March 31, 2017 and the statements of operations, changes in net debt and cash flows for the year then ended, and the related notes which comprise a summary of significant accounting policies and other explanatory information.

Management's responsibility for the financial statements
Management is responsible for the preparation and fair presentation of these financial statements in accordance with Canadian public sector accounting standards, and for such internal control as management determines is necessary to enable the preparation of financial statements that are free from material misstatement, whether due to fraud or error.

Auditor's responsibility
Our responsibility is to express an opinion on these financial statements based on our audit. We conducted our audit in accordance with Canadian generally accepted auditing standards. Those standards require that we comply with ethical requirements and plan and perform the audit to obtain reasonable assurance about whether the financial statements are free from material misstatement.

An audit involves performing procedures to obtain audit evidence about the amounts and disclosures in the financial statements. The procedures selected depend on the auditor's judgment, including the assessment of the risks of material misstatement of the financial statements, whether due to fraud or error. In making those risk assessments, the auditor considers internal control relevant to the entity's preparation and fair presentation of the financial statements in order to design audit procedures that are appropriate in the circumstances, but not for the purpose of expressing an opinion on the effectiveness of the entity's internal control. An audit also includes evaluating the appropriateness of accounting policies used and the reasonableness of accounting estimates made by management, as well as evaluating the overall presentation of the financial statements.

We believe that the audit evidence we have obtained is sufficient and appropriate to provide a basis for our audit opinion.

Opinion
In our opinion, the financial statements present fairly, in all material respects, the financial position of STC Health & Family Services Inc. as at March 31, 2017 and the results of operations, changes in net debt and cash flows for the year then ended in accordance with Canadian public sector accounting standards.

PricewaterhouseCoopers LLP

Chartered Accountants

PricewaterhouseCoopers LLP
The Princeton Tower,123 2nd Avenue South, Suite 200, Saskatoon, Saskatchewan, Canada S7K 7E6
T: +1 (306) 668 5900, F: +1 (306) 6521315

"PwC" refers to PricewaterhouseCoopers LLP, an Ontario limited liability partnership.

STC HEALTH & FAMILY SERVICES INC.

MANAGEMENT'S RESPONSIBILITY FOR FINANCIAL REPORTING

July 24, 2017

To the Tribal Council Members

Management of STC Health & Family Services Inc. has the responsibility for preparing the accompanying financial statements and ensuring that all information in the related reports is consistent with the statements. This responsibility includes selecting appropriate accounting principles and making objective judgments and estimates in accordance with Canadian public sector accounting standards.

In discharging its responsibilities for the integrity and fairness of the financial statements and for the accounting systems from which they are derived, management maintains the necessary systems of internal controls designed to provide assurance that transactions are authorized, assets are safeguarded and proper records maintained.

Ultimate responsibility for financial statements to the Tribal Council Members lies with the Directors who review the financial statements in detail with management prior to their approval for publication.

External auditors are appointed by the Directors to audit the financial statements and are available to meet separately with both the Directors and management to review their findings. The external auditors have full and free access to the Directors to discuss their audit and their findings as to the integrity of STC Health & Family Services Inc.'s financial reporting and the adequacy of the system of internal controls.

Tribal Chief

General Manager

STC HEALTH & FAMILY SERVICES INC. STATEMENT OF FINANCIAL POSITION

AS AT MARCH 31, 2017

	2017 $	2016 $
Financial Assets		
Cash and cash equivalents	4,688,141	2,666,411
Accounts receivable (note 3)	1,787,516	6,217,910
	6,475,657	8,884,321
Financial Liabilities		
Accounts payable	2,651,421	2,601,392
Accrued liabilities	532,962	523,231
Deferred revenue (note 6)	7,742,030	9,550,938
Due to related parties (note 5)	42,843	124,327
	10,969,256	12,799,888
Net Debt	(4,493,599)	(3,915,567)
Non-Financial Assets		
Prepaid expenses	291,047	264,877
Due from related parties (note 5)	2,035,278	1,718,161
Tangible capital assets (note 4)	417,306	446,429
	2,743,631	2,429,467
Accumulated Deficit	(1,749,968)	(1,486,100)

Approved by the Board of Directors

_____ Director _____ Director

The accompanying notes are an integral part of these financial statements.

STC HEALTH & FAMILY SERVICES INC. STATEMENT OF CHANGES IN NET DEBT

FOR THE YEAR ENDED MARCH 31, 2017

	2017 $	2016 $
Deficiency of revenue over expenditures for the year	(263,868)	(244,280)
Acquisitions of tangible capital assets	-	(17,526)
Amortization of tangible capital assets	29,123	30,571
	(234,745)	(231,235)
Net due to related parties	(317,117)	(19,073)
Net prepaid expenses	(26,170)	(242,991)
	(343,287)	(262,064)
Change in net debt	(578,032)	(493,299)
Net debt – Beginning of year	(3,915,567)	(3,422,268)
Net debt – End of year	(4,493,599)	(3,915,567)

The accompanying notes are an integral part of these financial statements.

STC HEALTH & FAMILY SERVICES INC. STATEMENT OF OPERATIONS

FOR THE YEAR ENDED MARCH 31, 2017

	Budget $ (unaudited)	2017 $	2016 $
Revenue			
Health Canada ("FNIHB")	9,118,735	8,185,453	7,945,574
Indigenous and Northern Affairs Canada ("INAC")	5,669,960	3,858,052	4,938,520
Saskatchewan Ministry of Social Services ("MSS")	569,765	408,207	984,894
Saskatchewan Indian Institute of Technologies ("SIIT")	563,207	634,500	563,000
Federation of Saskatchewan Indian Nations ("FSIN")	356,750	343,362	343,363
Canada Revenue Agency Child Tax Benefit	100,000	266,607	182,229
PHAC Project	112,500	121,507	121,507
Saskatchewan Health – SHARP Project	60,000	-	35,000
Other	39,000	278,033	4,771
	16,589,917	14,095,721	15,118,858
Expenditures (note 7)			
INAC –Indian Child and Family Services ("ICFS") – Operations	5,622,396	3,594,244	4,798,520
Health Operations	6,339,799	4,856,763	4,540,550
Health Services	2,817,936	3,541,691	3,405,024
Other – Indian Child and Family Services ("ICFS") – Operations	569,765	597,046	989,664
SHARP Project	416,750	607,231	622,644
Daycare	563,207	634,500	563,000
Child Tax Benefit	100,000	266,607	182,229
INAC – Adult Home Care	47,564	140,000	140,000
PHAC Project	112,500	121,507	121,507
	16,589,917	14,359,589	15,363,138
Deficiency of revenue over expenditures for the year	-	(263,868)	(244,280)
Accumulated deficit – Beginning of year		(1,486,100)	(1,241,820)
Accumulated deficit – End of year		(1,749,968)	(1,486,100)

The accompanying notes are an integral part of these financial statements.

STC HEALTH & FAMILY SERVICES INC. STATEMENT OF CASH FLOWS

FOR THE YEAR ENDED MARCH 31, 2017

	2017 $	2016 $
Cash provided by (used in)		
Operating activities		
Deficiency of revenue over expenditures for the year	(263,868)	(244,280)
Item not affecting cash		
Amortization	29,123	30,571
	(234,745)	(213,709)
Net change in non-cash working capital items		
Accounts receivable	4,430,394	(2,379,069)
Accounts payable	50,029	(174,822)
Accruals	9,731	(153,310)
Deferred revenue	(1,808,908)	1,006,622
Due to related parties	(81,484)	(57,573)
Prepaid expenses	(26,170)	(242,991)
Due from related parties	(317,117)	(19,073)
Long-term debt	-	(38,340)
	2,256,475	(2,058,556)
	2,021,730	(2,272,265)
Capital activities		
Acquisitions of tangible capital assets	-	(17,526)
Net change in cash and cash equivalents	2,021,730	(2,289,791)
Cash and cash equivalents – Beginning of year	2,666,411	4,956,202
Cash and cash equivalents – End of year	4,688,141	2,666,411

The accompanying notes are an integral part of these financial statements.

1 Description of operations

STC Health & Family Services Inc. (the "Corporation") has been established to operate a child protection agency and to provide support and related social services to the Kinistin, Mistawasis, Muskeg Lake, Muskoday, One Arrow, Whitecap Dakota and Yellow Quill First Nations.

The Corporation was incorporated in September 1995, under the Canada Corporations Act as a not-for-profit corporation and remained inactive until April 1, 1998, at which time operations commenced. Beginning April 1, 2002, the Corporation expanded to include various health programs that had been operated by Saskatoon Tribal Council Inc.

2 Significant accounting policies

These financial statements have been prepared in accordance with Canadian public sector accounting standards prescribed for governments as recommended by the Public Sector Accounting Board and include the following significant accounting policies:

Measurement uncertainty

The preparation of financial statements requires management to make estimates and assumptions that affect the reported amounts of assets and liabilities and disclosure of contingent assets and liabilities at the date of the financial statements and the reported amounts of revenues and expenses during the year. Estimates are based on the best information available at the time of preparation of the financial statements and are reviewed annually to reflect new information as it becomes available. Measurement uncertainty exists in these financial statements. Actual results could differ from these estimates.

Revenue recognition

Revenue is recognized under the terms of applicable funding agreements. Funding received or receivable under the funding agreements, which relates to a subsequent fiscal period, is reflected as deferred revenue which will be reported as revenue in subsequent fiscal years as the related expenses are incurred.

Tangible capital assets and amortization

The costs of the tangible capital assets are recorded as additions to tangible capital assets and the related funding is recorded as deferred revenue in the year of acquisition.

Tangible capital assets and the related funding are amortized to operations over their expected useful life using the following rates:

Computer equipment and software	30% -100% declining balance
Office furniture and equipment	5 year straight line
Building	4% declining balance
Vehicles	3.33 year straight line

Tangible capital assets are written down when conditions indicate that they no longer contribute to the corporation's ability to provide goods and services or when the value of future economic benefits associated with tangible capital asset is less than its net book value.

Cash and cash equivalents

Cash and cash equivalents include cash on hand, balances with banks net of bank overdrafts and term deposits having a maturity of three months or less at acquisition which are held for the purpose of meeting short-term cash commitments.

Income taxes

The Corporation was incorporated under The Non-Profit Corporations Act of Saskatchewan and is not subject to income tax under the provisions of paragraph 149(1)(d.5) of the Income Tax Act.

Financial instruments

The Corporation recognizes and measures its financial assets and liabilities as follows: cash and cash equivalents, accounts receivable, due from related parties, accounts payable and accrued holiday pay and deferred revenue are initially recorded at fair value. All financial assets and liabilities are subsequently measured at amortized cost. Interest attributable to financial instruments is reported in the statement of operations. Financial assets are tested for impairment at the end of each reporting period when there are indications that an asset may be impaired. When financial assets are impaired, impairment losses are recorded in the statement of operations.

3 Accounts receivable

	2017 $	2016 $
Program receivables	1,720,519	6,071,319
General receivables	14,098	5,504
Sask. MSS	248,726	117,868
GST receivable	52,009	63,751
Employee advances receivable	890	600
	2,036,242	6,259,042
Less: Allowance for doubtful accounts (Sask. MSS)	248,726	41,132
	1,787,516	6,217,910

4 Tangible capital assets

	Computer equipment and software $	Office furniture and equipment $	Buildings $	Vehicles $	2017 $
Cost					
Beginning of the year	579,003	65,838	515,313	42,798	1,202,952
Additions	-	-	-	-	-
Disposals	-	-	-	-	-
End of year	579,003	65,838	515,313	42,798	1,202,952
Accumulated amortization					
Beginning of the year	579,003	43,887	114,374	19,259	756,523
Disposals	-	-		-	-
Amortization expense	-	919	15,365	12,839	29,123
End of year	579,003	44,806	129,739	32,098	785,646
	-	21,032	385,574	10,700	417,306

	Computer equipment and software $	Office furniture and equipment $	Buildings $	Vehicles $	2016 $
Cost					
Beginning of the year	579,003	65,838	497,788	42,798	1,185,427
Additions	-	-	17,525	-	17,525
Disposals	-	-	-	-	-
End of year	579,003	65,838	515,313	42,798	1,202,952
Accumulated amortization					
Beginning of the year	578,897	42,968	97,669	6,418	725,952
Disposals	-	-	-	-	-
Amortization expense	106	919	16,705	12,841	30,571
End of year	579,003	43,887	114,374	19,259	756,523
	-	21,951	400,939	23,539	446,429

5 Related party transactions

During the year, the Corporation paid administration charges, office rent, occupancy costs and other costs to Saskatoon Tribal Council Inc., a corporation under common control, in the amount of $471,584 (2016 – $439,060). At year-end, an amount of $42,186 (2016 – $123,731) was payable to Saskatoon Tribal Council Inc. This amount is without interest and specific repayment terms.

In addition, an amount of $1,424,939 (2016 – $1,424,939) was receivable from Saskatoon Tribal Council Inc., that pertains to deferred revenue transferred as a result of the transfer of health operations from the Saskatoon Tribal Council Inc. to the Corporation. This amount is without interest and specific repayment terms.

An amount of $610,340 (2016 – $294,826) is due from STC Urban First Nations Services Inc., a corporation under common control. This amount is without interest and specific repayment terms.

An amount of nil (2016 – receivable of $1,603) is due to Dakota Dunes Community Development Corporation, a corporation under common control. This amount is without interest and specific repayment terms.

6 Deferred revenue

Deferred revenue consists of unexpended Health and Family Services funding relating to future program expenditures. These amounts relate to Health Canada, Indigenous and Northern Affairs Canada and other funding sources.

	March 31, 2016 $	Revenue deferred $	Revenue recognition $	March 31, 2017 $
Indigenous and Northern Affairs Canada	4,462,248	678,986	(2,578,561)	2,562,673
Other – Indian Child and Family Services	1,783,951	-	(123,808)	1,660,143
Total – Indian Child and Family Services	6,246,199	678,986	(2,702,369)	4,222,816
Health Canada	2,948,462	214,475	-	3,162,937
Other – Health and Social Development	356,277	-	-	356,277
Total – Health and Social Development	3,304,739	214,475	-	3,519,214
Total Deferred Revenue	9,550,938	893,461	(2,702,369)	7,742,030

	March 31, 2015 $	Revenue deferred $	Revenue recognition $	March 31, 2016 $
Indigenous and Northern Affairs Canada	4,014,496	565,776	(118,024)	4,462,248
Other – Indian Child and Family Services	1,660,064	133,881	(9,994)	1,783,951
Subtotal – Indian Child and Family Services	5,674,560	699,657	(128,018)	6,246,199
Health Canada	2,507,165	448,856	(7,559)	2,948,462
Subtotal – Health and Social Development	362,591	-	(6,314)	356,277
Total – Health and Social Development	2,869,756	448,856	(13,873)	3,304,739
Total Deferred Revenue	8,544,316	1,148,513	(141,891)	9,550,938

7 Expenditures by object

	2017 $	2016 $
Accounting and legal	272,499	102,960
Advertising and recruitment	15,433	18,674
Amortization	29,123	30,571
Bank charges and interest	17,096	17,863
Conference and meetings	54,099	40,158
Contractor costs (consulting, consultants)	26,522	63,097
Honorarium	4,957	4,881
Maintenance payments – Children in Care	1,186,068	2,196,106
Miscellaneous (gifts)	3,333	2,172
Office furniture, equipment and building	2,239	12,267
Office rent and insurance	385,120	363,673
Office repairs and maintenance	32,086	27,868
Office supplies	21,690	24,314
Other: Administration fees	311,379	285,417
Other: Client/Program support	107,650	113,314
Other: First Nation program payments	7,849,028	7,872,764
Other: I/T Systems and maintenance	117,848	66,554
Other: Specific programming costs	1,843,396	1,577,716
Salary	1,568,232	1,997,866
Services	1,325	1,300
Staff benefits	149,452	187,140
Strategic planning and evaluation	41,556	20,415
Supplies and materials	9,366	10,660
Telephone	64,024	78,185
Training and professional development	58,862	51,269
Travel and per diem	66,249	110,755
Vehicle	120,957	85,179
	14,359,589	15,363,138

8 Risk management

Credit risk

The corporation's financial assets, including accounts receivable, are not exposed to significant credit risk.

Liquidity risk

Liquidity risk is the risk that the organization will not be able to meet its financial obligations as they become due. Liquidity risk also includes the risk of not being able to liquidate assets in a timely manner at a reasonable price. The Corporation is exposed to liquidity risk as a result of being economically dependent on funding from FNIHB and INAC. The Corporation's approach to managing liquidity is to ensure that it has sufficient cash flows available to fund its operations and to meet its obligations when due, under both normal and stressed conditions.

9 Budgeted figures

Unaudited budgeted figures have been provided for comparison purposes and have been derived from the estimates approved by the Board of Directors.

10 Remeasurement gains and losses

There are no remeasurement gains and losses reported.

11 Commitments and contingencies

STC Health & Family Services Inc. and the Ministry of Social Services, Province of Saskatchewan are engaged in a dispute regarding child welfare in the seven member communities. The Ministry assumed responsibility for child welfare from STC Health & Family Services Inc. This action was challenged by STC Health & Family Services Inc. and the seven member Fist Nations who comprise the Saskatoon Tribal Council. The Corporation has filed an injunction in Federal Court on June 27, 2016, which seeks to stop the action by the Ministry and to restore operations. It also states that on-reserve child protection is a federal not provincial jurisdiction.

Currently, STC Health & Family Services Inc. is operating normally using deferred CFS revenue and continues to pay caregivers and interacting with clients under the prevention program area of CFS. In addition, the Corporation is in the process of creating a temporary agreement with the Yorkton Tribal Council Child Family Services Inc. ("YTCCFS") as they are in good standing with the province and the MSS for their childcare services. This agreement would involve the STC CFS being under the operations of the YTCCFS for the purpose of receiving operations funding from INAC, until the dispute is settled. This agreement is still in the process of being created but has been approved by the Board of Directors.

12 Segment disclosure

STC Health & Family Services Inc. provides a range of services to its members. For management reporting purposes, operations and activities are organized and reported by department. The segments of the organization and the services provided by each are as follows:

- Indian Child and Family Services – Includes programs to assist the STC Member First Nation communities in providing culturally sensitive child and family services to families in need and also provides protection and well-being for children.

- Health and Social Development – Include all aspects of community and public health and well-being including: Health Promotion, Disease Prevention, Home & Community Care, Environmental Health, Addiction Services, Mental Health, Child, Youth and Family Services. The Organization provides support services through local health and social development authorities and through direct clinical supervision to front-line staff.

For each segment separately reported, the segment revenue and expenses represent both amounts that are directly attributable to the segment and amounts that are allocated on a reasonable basis. The presentation by segment is based on the same accounting policies as described in the Summary of Significant Accounting Policies. Segment results are as follows:

	ICFS		Health and Social Development	
	2017	**2016**	**2017**	**2016**
	$	**$**	**$**	**$**
Revenues				
Health Canada	-	-	8,185,453	7,704,277
Indigenous and Northern Affairs Canada	3,718,052	4,798,520	140,000	140,000
Saskatchewan Indian Institute of Technologies	-	-	634,500	572,000
Saskatchewan Ministry of Social Services	408,207	987,450	-	-
Other	331,638	184,443	677,871	732,166
	4,457,897	5,970,413	9,637,824	9,148,443
Expenses				
Salary and benefits	835,864	968,048	891,128	767,179
Program costs	119,387	200	911,705	1,525,873
First Nations payments	1,475,684	1,579,578	7,144,112	6,266,954
Maintenance payments – Children in Care	1,186,068	2,196,106	-	-
Rent and insurance	203,815	180,354	173,200	146,118
Program support	103,573	414,320	70,093	75,647
Other	533,506	631,807	711,454	610,952
	4,457,897	5,970,413	9,901,692	9,392,723
Deficit for the year	-	-	(263,868)	(244,280)

STC URBAN FIRST NATIONS SERVICES INC. FINANCIAL STATEMENTS
MARCH 31, 2017

September 28, 2017

Independent Auditor's Report

To the Directors of STC Urban First Nations Services Inc.

We have audited the accompanying financial statements of STC Urban First Nations Services Inc., which comprise the statement of financial position as at March 31, 2017 and the statement of operations, changes in fund balances, and cash flows for the year then ended, and the related notes which comprise a summary of significant accounting policies and other explanatory information.

Management's responsibility for the financial statements
Management is responsible for the preparation and fair presentation of these financial statements in accordance with Canadian public sector accounting standards for not-for-profit organizations, and for such internal control as management determines is necessary to enable the preparation of financial statements that are free from material misstatement, whether due to fraud or error.

Auditor's responsibility
Our responsibility is to express an opinion on these financial statements based on our audits. We conducted our audits in accordance with Canadian generally accepted auditing standards. Those standards require that we comply with ethical requirements and plan and perform the audits to obtain reasonable assurance about whether the financial statements are free from material misstatement.

An audit involves performing procedures to obtain audit evidence about the amounts and disclosures in the financial statements. The procedures selected depend on the auditor's judgment, including the assessment of the risks of material misstatement of the financial statements, whether due to fraud or error. In making those risk assessments, the auditor considers internal control relevant to the entity's preparation and fair presentation of the financial statements in order to design audit procedures that are appropriate in the circumstances, but not for the purpose of expressing an opinion on the effectiveness of the entity's internal control. An audit also includes evaluating the appropriateness of accounting policies used and the reasonableness of accounting estimates made by management, as well as evaluating the overall presentation of the financial statements.

We believe that the audit evidence we have obtained is sufficient and appropriate to provide a basis for our audit opinion.

Opinion
In our opinion, the financial statements present fairly, in all material respects, the financial position of STC Urban First Nations Services Inc. as at March 31, 2017 and the changes in fund balances, results of operations and cash flows for the year then ended in accordance with Canadian Public Sector Accounting Standards for not-for-profit organizations.

PricewaterhouseCoopers LLP

Chartered Professional Accountants

PricewaterhouseCoopers LLP
The Princeton Tower,123 2nd Avenue South, Suite 200, Saskatoon, Saskatchewan, Canada S7K 7E6
T: +1 (306) 668 5900, F: +1 (306) 6521315

"PwC" refers to PricewaterhouseCoopers LLP, an Ontario limited liability partnership.

STC URBAN FIRST NATIONS SERVICES INC.
MANAGEMENT'S RESPONSIBIUTY FOR FINANCIAL REPORTING

September 28, 2017

To the Members of STC Urban First Nations Services Inc.:

Management of the STC Urban First Nations Services Inc. has the responsibility for preparing the accompanying financial statements and ensuring that all information in the related reports is consistent with the statements. This responsibility includes selecting appropriate accounting principles and making objective judgments and estimates in accordance with Canadian Public Sector Accounting Standards.

In discharging its responsibilities for the integrity and fairness of the financial statements and for the accounting systems from which they are derived, management maintains the necessary systems of internal controls designed to provide assurance that transactions are authorized, assets are safeguarded and proper records are maintained.

Ultimate responsibility for financial statements to the members of the Tribal Council lies with the Directors who review the financial statements in detail with management prior to their approval for publication.

External auditors are appointed by the Directors to audit the financial statements and are available to meet separately with both the Directors and management to review their findings. The external auditors have full and free access to the Directors to discuss their audit and their findings as to the integrity of the STC Urban First Nations Services Inc.'s financial reporting and the adequacy of the system of internal controls.

Tribal Chief

General Manager

STC URBAN FIRST NATIONS SERVICES INC. STATEMENT OF FINANCIAL POSITION

AS AT MARCH 31, 2017

				2017	2016
	Operating fund $	Tangible capital asset fund $	Reserve fund $	Total $	Total $
Assets					
Current assets					
Cash	1,018,338	-	-	1,018,338	376,966
Due from operating fund	-	-	616,125	616,125	616,745
Due from related parties (note 5)	289,525	-	-	289,525	241,781
Accounts receivable	1,137,059	-	-	1,137,059	1,547,321
Prepaid expenses	83,877	-	-	83,877	92,073
	2,528,799	-	616,125	3,144,924	2,874,886
Tangible capital assets (note 3)	-	761,864	-	761,864	911,044
	2,528,799	761,864	616,125	3,906,788	3,785,930
Liabilities and Fund Balances					
Current liabilities					
Due to related parties (note 5)	1,615,138	-	-	1,615,138	1,342,827
Accounts payable	850,120	-	-	850,120	798,116
Accrued holiday pay	219,920	-	-	219,920	156,937
Current portion of long-term debt (note 4)	-	44,198	-	44,198	45,052
Due to reserve fund	616,125	-	-	616,125	616,745
Deferred revenue (note 6)	14,380	-	-	14,380	70,346
	3,315,683	44,198	-	3,359,881	3,030,023
Long-term debt (note 4)	-	470,144	-	470,144	511,836
	3,315,683	514,342	-	3,830,025	3,541,859
Fund balance (note 7)	(786,884)	247,522	616,125	76,763	244,071
	2,528,799	761,864	616,125	3,906,788	3,785,930

Approved by the Board of Directors

_____ Director _____ Director

The accompanying notes are an integral part of these financial statements.

STC URBAN FIRST NATIONS SERVICES INC. STATEMENT OF CHANGES IN FUND BALANCES

FOR THE YEAR ENDED MARCH 31, 2017

				2017	2016
	Operating fund $	Tangible capital asset fund $	Reserve fund $	Total $	Total $
Fund balances – Beginning of year	(726,830)	354,156	616,745	244,071	(184,126)
Surplus (deficiency) of revenue over expenditures for the year	(17,508)	(149,180)	(620)	(167,308)	428,197
Interfund transfers	(42,546)	42,546	-	-	-
Fund balance – End of year	(786,884)	247,522	616,125	76,763	244,071

The accompanying notes are an integral part of these financial statements.

STC URBAN FIRST NATIONS SERVICES INC. STATEMENT OF OPERATIONS

FOR THE YEAR ENDED MARCH 31, 2017

				2017	2016
	Operating fund $	Tangible capital asset fund $	Reserve fund $	Total $	Total $
Revenue					
Saskatchewan Indian Institute of Technologies	2,389,044	-	-	2,389,044	2,236,744
Ministry of Social Services	4,105,688	-	17,656	4,123,344	4,105,559
Ministry of Social Services – Daycare	-	-	-	-	189,020
Saskatoon Regional Health Authority	530,000	-	-	530,000	530,000
Public Health Agency of Canada	437,000	-	-	437,000	429,530
Administration	60,622	-	-	60,622	11,252
Ministry of Corrections, Public Safety and Policing	616,985	-	-	616,985	592,980
Ministry of Corrections, Public Safety and Policing - deferred	-	-	-	-	(32,564)
Saskatchewan Justice	159,100	-	-	159,100	176,156
Other Revenue	431,973	-	-	431,973	396,166
Department of Justice Canada	98,554	-	-	98,554	98,574
City of Saskatoon	215,340	-	-	215,340	144,540
Interest	634	-	-	634	729
Rent	217,151	-	-	217,151	271,008
Fees	480,873	-	-	480,873	305,634
Grants	297,610	-	-	297,610	379,769
Deferred Revenue	-	-	-	-	-
Ministry of Education	288,938	-	-	288,938	268,049
	10,329,512	-	17,656	10,347,168	10,103,146
Expenses (note 9)					
Administration	241,737	-	-	241,737	36,822
Leadership	459,435	-	-	459,435	476,419
Employment and Training Services	2,311,944	-	-	2,311,944	2,162,706
Employment and Training Partnerships	147,492	-	-	147,492	75,000
Family Services	476,263	-	-	476,263	504,301
Children First	79,164	-	-	79,164	95,053
Head Start	301,818	-	-	301,818	334,537
Daycare	885,975	-	-	885,975	666,660
Kids First	383,390	-	-	383,390	449,999
Urban on 7th	222,556	-	-	222,556	208,460
Court workers	79,509	-	-	79,509	104,841
Justice A – Alternative Measures	325,555	-	-	325,555	327,067
Justice E – Community Connections	357,781	-	-	357,781	334,275
Avenue P Building	18,303	-	-	18,303	20,997
Safe House Refuge	676,462	-	13,484	689,946	697,834

The accompanying notes are an integral part of these financial statements.

STC URBAN FIRST NATIONS SERVICES INC. STATEMENT OF OPERATIONS (CONTINUED)

FOR THE YEAR ENDED MARCH 31, 2017

				2017	2016
	Operating fund $	**Tangible capital asset fund $**	**Reserve fund $**	**Total $**	**Total $**
Oskayak wikiwaw	685,494	-	1,360	686,854	599,244
Pewasayaw	603,540	-	2,876	606,416	537,288
Children's Home	1,277,692	-	556	1,278,248	1,285,380
White Buffalo Youth Lodge - Facilities	206,323	-	-	206,323	186,789
White Buffalo Youth Lodge - Programs	606,587	-	-	606,587	388,379
Victoria Lodge	-	-	-	-	16,616
Justice Project	-	-	-	-	-
Special project	-	-	-	-	21,963
ETS Special Project	-	-	-	-	-
Amortization	-	149,180	-	149,180	144,319
	10,347,020	149,180	18,276	10,514,476	9,674,949
Surplus (deficiency) of revenue over expenditures for the year	(17,508)	(149,180)	(620)	(167,308)	428,197

STC URBAN FIRST NATIONS SERVICES INC. STATEMENT OF CASH FLOWS

FOR THE YEAR ENDED MARCH 31, 2017

				2017	2016
	Operating fund $	Tangible capital asset fund $	Reserve fund $	Total $	Total $
Cash provided by (used in)					
Operating activities					
Surplus (deficiency) of revenue over expenditures for the year	(17,508)	(149,180)	(620)	(167,308)	428,197
Item not affecting cash					
Amortization	-	149,180	-	149,180	144,319
	(17,508)	-	(620)	(18,128)	572,516
Changes in non-cash working capital items					
Accounts receivable	410,262	-	-	410,262	153,915
Prepaid expenses	8,196	-	-	8,196	(34,579)
Accounts payable	52,004	-	-	52,004	(147,339)
Accrued holiday pay	62,983	-	-	62,983	17,378
Due to reserve fund	(620)	-	-	(620)	156,837
Due from operating fund	-	-	620	620	(156,837)
Deferred revenue	(55,966)	-	-	(55,966)	(1,341)
Due from related parties	(47,744)	-	-	(47,744)	-
Due to related parties	272,311	-	-	272,311	-
	683,918	-	-	683,918	560,550
Investing activities					
Proceeds on disposition of tangible capital assets	-	-	-	-	796,000
Financing activities					
Bank overdraft	-	-	-	-	(313,852)
Principal repayment of long-term debt	(42,546)	-	-	(42,546)	(665,732)
	(42,546)	-	-	(42,546)	(979,584)
Net change in cash	641,372	-	-	641,372	376,966
Cash – Beginning of year	376,966			376,966	-
Cash – End of year	1,018,338	-	-	1,018,338	376,966

The accompanying notes are an integral part of these financial statements.

1 Description of operations

STC Urban First Nations Services Inc. (the "Corporation") was incorporated June 28, 1994 under the Non-Profit Corporation's Act and commenced operations December 1, 1994. The Corporation is comprised of the Whitecap Dakota, Kinistin, Mistawasis, Muskeg Lake, Muskoday, Yellow Quill and One Arrow First Nations and operates under written Principles of Agreement to provide a variety of services to improve the quality of life for Urban Aboriginal people living in the City of Saskatoon.

2 Significant accounting policies

These financial statements have been prepared in accordance with Canadian Public Sector Accounting Standards (PSAS) including accounting standards that apply only to government not-for-profit organizations.

Fund accounting

The accounts of the Corporation are maintained in accordance with the principles of fund accounting. For financial reporting purposes, there are three funds, as follows:

i) Operating fund

The operating fund reflects the primary operation of the corporation including revenues received from government departments, billings to clients, the federal government and other agencies. Expenses are for the delivery services.

ii) Tangible capital asset fund

The Tangible capital asset fund is a restricted fund that reflects the equity of the Corporation in capital assets after taking into consideration any associated long-term debt. The capital fund includes revenues received from Saskatoon Regional Health Authority designated for tenant improvement.

iii) Reserve fund

The reserve fund is a restricted fund that reflects funds by the Ministry of Social Services ("MSS") for equipment and furnishings and maintenance reserve. The assets include cash accumulated by the Corporation from MSS funding which is accounted for separately.

Use of estimates

The preparation of the Corporation's financial statements in conformity with PSAS requires management to make estimates and assumptions that affect the reported amounts of assets and liabilities and the disclosure of contingent assets and liabilities at the date of the financial statements and the reported amounts of revenues and expenses during the reported period. Actual results could differ from those estimates.

Revenue recognition

Restricted revenues relating to the Reserve fund are recognized as revenue in the Reserve fund when they are received or receivable if the amount to be received can be reasonably estimated and collection is reasonably assured.

Unrestricted revenue is recognized as it becomes receivable under the terms of the applicable funding agreements. Funding received under the funding arrangements, which relates to a subsequent fiscal period, is reflected as deferred revenue in the year of receipt and classified as such on the statement of financial position. Deferred revenue also includes grant funding which was received prior to year-end against which the related costs will be incurred in periods subsequent to year-end. Deferred revenue will be brought into revenue in subsequent fiscal years as the related expenses are incurred.

Tangible capital assets

Tangible capital assets are recorded at cost less accumulated amortization. Contributed capital assets are recorded at fair value at the date of contribution. Amortization is provided on a straight-line basis over each asset's estimated useful life, as follows:

Buildings	20 years
Leasehold improvements	5 years
Office equipment and furniture	5 years
Computer equipment	3.33 years
Vehicle	3.33 years

Financial instruments

The Corporation's financial instruments consist of accounts receivable, bank overdraft, accounts payable and long-term debt.

The Corporation's financial instruments are initially recorded at their value. These financial instruments are generally classified and subsequently measured as follows:

Assets/Liabilities	Category	Measurement
Accounts receivable	Loans and receivables	Amortized cost
Bank overdraft	Other liabilities	Amortized cost
Accounts payable	Other liabilities	Amortized cost
Long-term debt	Other liabilities	Amortized cost

Income taxes

The Corporation was incorporated under The Non-Profit Corporations Act of Saskatchewan and is not subject to income tax under the provisions of paragraph 149 of the Income Tax Act.

3 Tangible capital assets

	Land $	Buildings $	Leasehold improvements $	Office equipment and furniture $	Computer equipment $	Vehicles $	2017 $
Cost							
Beginning of year	13,200	1,524,389	1,426,643	730,377	305,537	378,448	4,378,594
Additions	-	-	-	-	-	-	-
Disposals	-	-	-	-	-	-	-
End of year	13,200	1,524,389	1,426,643	730,377	305,537	378,448	4,378,594
Accumulated amortization							
Beginning of year	-	716,865	1,426,643	673,351	298,884	351,807	3,467,550
Amortization	-	76,221	-	39,802	6,653	26,504	149,180
Disposals	-	-	-	-	-	-	-
End of year	-	793,086	1,426,643	713,153	305,537	378,311	3,616,730
	13,200	731,303	-	17,224	-	137	761,864

	Land $	Buildings $	Leasehold improvements $	Office equipment and furniture $	Computer equipment $	Vehicles $	2016 $
Cost							
Beginning of year	13,200	1,524,389	1,426,643	730,377	305,537	378,448	4,378,594
Additions	-	-	-	-	-	-	-
Disposals	-	-	-	-	-	-	-
End of year	13,200	1,524,389	1,426,643	730,377	305,537	378,448	4,378,594
Accumulated amortization							
Beginning of year	-	640,646	1,426,643	633,549	297,089	325,304	3,323,231
Amortization	-	76,219	-	39,802	1,795	26,503	144,319
Disposals	-	-	-	-	-	-	-
End of year	-	716,865	1,426,643	673,351	298,884	351,807	3,467,550
	13,200	807,524	-	57,026	6,653	26,641	911,044

4 Long-term debt

	2017 $	2016 $
First Nations Bank of Canada term loan; repayable in monthly blended payments of principal and interest, at a floating interest rate of prime plus 2% (4.85% at March 31, 2015), maturing on September 1, 2023; building has been pledged as collateral	82,494	102,958
Capital lease agreement with the Board of Education of St. Paul's Roman Catholic Separate School Division No. 20; principal repayable quarterly until June 2015; thereafter, principal and interest repayable quarterly at a floating interest rate of prime plus 2% (4.85% at March 31, 2015); maturing on June 30, 2030	431,848	453,930
	514,342	556,888
Less: Current portion of long-term debt	44,198	45,052
	470,144	511,836

The estimated principal payments due in each of the next five years are as follows:

	$
2018	44,198
2019	46,316
2020	48,536
2021	46,695
2022	28,990

5 Related party transactions and balances

Related party transactions are recorded at the exchange amount agreed to by the related parties:

	2017 $	2016 $
Saskatoon Tribal Council Inc.		
Administration and contracted services	363,303	304,751
Rental revenue	52,746	-
Accounts payable	1,030,584	1,045,413
Accounts receivable	70,785	173,994
STC Health & Family Services Inc.		
Accounts payable	610,340	297,414
Building Bridges		
Accounts receivable	289,525	241,781

6 Deferred revenue

	Balance – Beginning of year $	Repaid $	Amount recognized $	Amount deferred $	Balance - End of year $
Justice – Alternative	13,896	-	(13,896)	-	-
Justice – Youth Circles	-	-	-	-	-
Justice – Extrajudicial	5,895	-	(5,895)	-	-
Justice – YCI	445	-	(445)	-	-
Justice – Community Connection	35,730	-	(35,730)	-	-
Department of Justice Canada	10,380	-	-	-	10,380
Justice – Wanska	4,000	-	-	-	4,000
CIF – 2015-16 Funding	-	-	-	-	-
	70,346	-	(55,966)	-	14,380

7 Reserve fund

	Balance – Beginning of year $	Reserve allocations $	Recognized / transferred to operations $	Balance – End of year $
Equipment and furnishings	78,622	8,123	(3,266)	83,479
Maintenance	538,123	9,533	(15,010)	532,646
	616,745	17,656	(18,276)	616,125

8 Bank overdraft

The Corporation maintains an authorized line of credit of $250,000. Interest on outstanding authorized line of credit is calculated at prime plus 1%. Interest on balance exceeding authorized line of credit is calculated at 24%. As at March 31, 2017, the bank over draft utilised was nil (2016 - nil).

9 Expenses

	2017 $	2016 $
Salary	5,965,138	5,534,538
Special project payments	1,539,911	1,561,158
Benefits	742,476	661,638
Program costs	454,571	482,191
Rent / Lease	425,283	356,640
Uncollectible amounts	219,869	-
Program Support	207,217	205,869
Amortization	149,180	144,319
Travel	93,485	130,081
Taxes	92,128	10,021
Maintenance, equipment and furnishings	88,236	85,905
Legal and audit	66,480	71,389
Telephone and IT	66,348	86,850
Professional development and training	54,791	55,333
Janitorial	48,432	12,260
Office supply	46,847	64,348
Insurance	45,642	49,988
Utilities	40,136	26,037
Elders	37,454	42,614
Furniture and equipment / set-up costs	33,647	15,753
Office costs	30,885	14,542
Meetings and workshop	25,617	22,341
Advertising and promotion	21,065	27,871
Bank service charges and interest	19,638	11,770
Consulting/contract fees	-	1,493
	10,514,476	9,674,949

10 Financial instruments and risk management

The Corporation's financial assets and liabilities consists of cash, accounts receivable, accounts payable and long-term debt.

Credit risk

The Corporation's financial assets, including cash and accounts receivable are not exposed to significant credit risk.

Liquidity risk

The Corporation is reliant upon various funding agreements in order to sustain operations. Liquidity risk is the risk that the corporation will not be able to meet its financial obligations as they become due. Liquidity risk also includes the risk of not being able to liquidate assets in a timely manner at a reasonable price. The Corporation's approach to managing liquidity is to ensure that it has sufficient cash flows available to fund its operations and to meet its obligations when due, under both normal and stressed conditions.

11 Subsequent events

Subsequent to year-end, the Corporation financed the purchase of land and building for the provision of services, at a cost of $1,000,000.

CRESS HOUSING CORPORATION INDEPENDENT AUDITORS' REPORT AND FINANCIAL STATEMENTS
FOR THE YEAR ENDED DECEMBER 31, 2017

TWIGG & COMPANY
CHARTERED ACCOUNTANTS

650 REGENCY CENTER
333 - 25th STREET EAST
SASKATOON, SK S7K 0L4

TELEPHONE (306) 244-0808
FACSIMILE (306) 244-0004
www.twiggandcompany.com

J.S. TWIGG B.Comm., C.A.
L.D. SAFINUK B. Comm., C.A.
M. LINGARD B. Comm., MPAcc., C.A.

Independent Auditor's Report

To the Directors of Cress Housing Corporation,

Report on the Financial Statements

We have audited the accompanying financial statements of Cress Housing Corporation, which comprise the statement of financial position as at December 31, 2016 and the statement of operations, net assets, and statement of cash flows for the year then ended, and a summary of significant accounting policies and other explanatory information. The financial statements have been prepared by management based on the financial reporting provisions of the operating agreement between Cress Housing Corporation and Canada Mortgage and Housing Corporation (CMHC).

Management's Responsibility for the Financial Statements

Management is responsible for the preparation and fair presentation of these financial statements in accordance with the financial reporting provisions of the operating agreement between Cress Housing Corporation and CMHC and for such internal control as management determines is necessary to enable the preparation of financial statements that are free from material misstatement, whether due to fraud or error.

Auditors' Responsibility

Our responsibility is to express an opinion on these financial statements based on our audit. We conducted our audit in accordance with Canadian generally accepted auditing standards. Those standards require that we comply with ethical requirements and plan and perform the audit to obtain reasonable assurance about whether the financial statements are free from material misstatement.

An audit involves performing procedures to obtain audit evidence about amounts and disclosures in the financial statements. The procedures selected depend on the auditors' judgement, including the assessment of the risks of material misstatement of the financial statements, whether due to fraud or error. In making those risk assessments, the auditors' consider internal control relevant to the entity's preparation and fair presentation of the financial statements in order to design audit procedures that are appropriate in the circumstances, but not for the purpose of expressing an opinion on the effectiveness of the entity's internal control. An audit also includes evaluating the appropriateness of accounting policies used and the reasonableness of accounting estimates made by management, as well as evaluating the overall presentation of the financial statements.

We believe that the audit evidence we have obtained is sufficient and appropriate to provide a basis for our audit opinion.

CRESS HOUSING CORPORATION INDEPENDENT AUDITORS' REPORT AND FINANCIAL STATEMENTS

FOR THE YEAR ENDED DECEMBER 31, 2017

Opinion

In our opinion, these financial statements present fairly, in all material respects, the financial position of Cress Housing Corporation as at December 31, 2016 and its financial performance and its cash flows for the year then ended in accordance with the financial reporting provisions of the operating agreement between Cress Housing Corporation and CMHC.

Basis of Accounting and Restriction on Use

Without modifying our opinion, we draw attention to Note 2 to the financial statements, which describes the basis of accounting. The financial statements are prepared to assist Cress Housing Corporation to comply with the reporting provisions of the operating agreement referred to above. As a result, the financial statements may not be suitable for another purpose. Our report is intended solely for the Directors of Cress Housing Corporation and CMHC, and should not be used by parties other than the Directors of Cress Housing Corporation or CMHC.

Saskatoon, Saskatchewan
March 27, 2017

Chartered Accountants

CRESS HOUSING CORPORATION BALANCE SHEET

AS AT DECEMBER 31, 2016

ASSETS	2016	2015
CURRENT:		
Bank	$ 2,409	$ -
Accounts receivable	235,759	272,802
	238,168	272,802
CAPITAL ASSETS (*Note 3*)		
CMHC	1,457,928	1,590,400
Market Units	16,346,160	16,438,961
	17,804,088	18,029,361
RESTRICTED CASH:		
Replacement reserve (CMHC)	248,377	299,704
Replacement reserve (Market)	782,028	823,747
Tenant deposits	153,123	147,329
	1,183,528	1,270,780
	$ 19,225,784	$ 19,572,943
LIABILITIES		
CURRENT:		
Bank indebtedness	$ -	$ 314,907
Accounts payable	119,850	140,134
Deferred revenue	44,781	33,550
Current portion of long-term debt	283,940	275,493
	448,571	764,084
LONG-TERM DEBT (*Note 4*)	3,702,317	3,981,036
OTHER:		
Tenants deposits	153,123	147,329
	4,304,011	4,892,449
NET ASSETS		
SURPLUS	723,147	388,822
REPLACEMENT RESERVE	1,030,405	1,123,451
INVESTED IN CAPITAL ASSETS	13,168,221	13,168,221
	14,921,773	14,680,494
	$ 19,225,784	$ 19,572,943

APPROVED ON BEHALF OF THE BOARD:

Director Director

CRESS HOUSING CORPORATION STATEMENT OF SURPLUSES (DEFICIT)

FOR THE YEAR ENDED DECEMBER 31, 2016

	Beginning of year	Surplus (Deficit) for the year	Recovery (payment) prior year	Transfer to Reserve	End of year
CMHC	$ 5,156	165,145		(73,444)	$ 96,857
PHASES:					
5 Hopkins	18,299	17,821			36,120
6 Avenue Y	12,236	23,170			35,406
7 Hopkins	36,854	12,746			49,600
8 Activity	(25,294)	(11,950)			(37,244)
9 Avenue P	-	-			-
10 Avenue V	34,244	14,466			48,710
11 Houses	154,863	151,276			306,139
12 19th Street	23,818	22,003			45,821
13 Avenue H	23,087	25,426			48,513
14 7th Street	32,485	18,240			50,725
15 22nd Street	19,946	(3,656)			16,290
16 Lindsay	5,918	20,292			26,210
17 Packham	47,210	(47,210)			-
18 STC	-	-			-
	$ 388,822	407,769		(73,444)	$ 723,147

CRESS HOUSING CORPORATION STATEMENT OF REPLACEMENT RESERVE

FOR THE YEAR ENDED DECEMBER 31, 2016

	Beginning of Year	Allocation of Funds	Interest Earned	Transfer	Expenditures from Fund	End of Year
CMHC	$ 299,704	285,819	481	73,444	(411,071)	$ 248,377
PHASES:						
5 Hopkins	84,064	10,800	125		(12,635)	82,354
6 Avenue Y	59,298	14,400	89		(13,285)	60,502
7 Hopkins	78,586	10,800	125		(18,430)	71,081
8 Activity	2,476	-	-		-	2,476
9 Avenue P	72,084	13,500	125		(6,694)	79,015
10 Avenue V	68,427	10,800	107		(15,912)	63,422
11 Houses	238,612	133,300	374		(192,174)	180,112
12 19th Street	31,026	12,100	53		(13,011)	30,168
13 Avenue H	69,411	29,160	107		(30,939)	67,739
14 7th Street	65,520	13,600	107		(3,179)	76,048
15 22nd Street	44,093	29,400	71		(25,265)	48,299
16 Lindsay	10,150	14,400	19		(3,757)	20,812
	$1,123,451	578,079	1,783	73,444	(746,352)	$1,030,405

CRESS HOUSING CORPORATION STATEMENT OF INVESTMENTS OF CAPITAL ASSETS

FOR THE YEAR ENDED DECEMBER 31, 2016

	Beginning of Year	Capital Grant	Gain on Sale	End of Year
CMHC	$ 487,653			$ 487,653
PHASES:				
5 Hopkins	681,000			681,000
6 Avenue Y	1,237,917			1,237,917
7 Hopkins	779,602			779,602
8 Activity	272,793			272,793
9 Avenue P	-			-
10 Avenue V	918,518			918,518
11 Houses	204,279			204,279
12 19th Street	1,633,003			1,633,003
13 Avenue H	2,964,481			2,964,481
14 7th Street	1,348,240			1,348,240
15 22nd Street	1,274,386			1,274,386
16 Lindsay	1,366,349	-		1,366,349
	$ 13,168,221	-		$ 13,168,221

CRESS HOUSING CORPORATION STATEMENT OF CASH FLOWS

FOR THE YEAR ENDED DECEMBER 31, 2016

	2016	2015
OPERATING ACTIVITIES:		
Net income (loss) for the year	$ 407,769	$ 179,074
Changes to income not involving cash:		
Amortization	270,273	251,768
Transfer to replacement reserve	(73,444)	(44,093)
	604,598	386,749
Change in non-cash working capital balances related to operations:		
Trade accounts receivable	37,043	(146,112)
Prepaid deposit	-	-
Deferred revenue	11,231	2,249
Accounts payable	(20,284)	725
	27,990	(143,138)
Total from operating activities	632,588	243,611
FINANCING ACTIVITIES:		
Replacement reserve	93,046	31,597
Tenant deposit	(5,794)	(13,665)
Mortgage repayment	(270,272)	(252,200)
Capital grants	-	584,948
Gain on sale of house	-	-
Mortgage proceeds	-	-
Repayment of prior years subsidy	-	-
Total from financing activities	(183,020)	350,680
INVESTING ACTIVITIES:		
Investment - Replacement reserve	(93,046)	(31,597)
Investment - Tenant deposit	5,794	13,665
Acquisition of capital assets	(45,000)	(635,318)
Total from investing activities	(132,252)	(653,250)
INCREASE (DECREASE) IN CASH AND EQUIVALENTS FOR THE YEAR	317,316	(58,959)
CASH AND (BANK INDEBTEDNESS) AND EQUIVALENTS, BEGINNING OF YEAR	(314,907)	(255,948)
CASH AND (BANK INDEBTEDNESS) AND EQUIVALENTS, END OF YEAR	$ 2,409	$(314,907)
CASH AND (BANK INDEBTEDNESS) AND EQUIVALENTS CONSIST OF:		
Cash and (Bank indebtedness)	$ 2,409	$(314,907)

CRESS HOUSING CORPORATION STATEMENT OF REVENUE AND EXPENSES – CMHC

FOR THE YEAR ENDED DECEMBER 31, 2016

	2016	2015
REVENUE:		
Gross Rental Revenue	$ 984,542	$ 998,565
LESS: Vacancy	31,763	24,318
Net rental revenue	952,779	974,247
Operating subsidy	797,275	712,599
Other revenue	624	929
Administrative recovery	385,723	436,851
Maintenance recovery	45,000	-
GST recovery	62,646	-
	2,244,047	2,124,626
EXPENSES:		
Property taxes	308,823	293,821
Insurance on dwellings	66,815	66,884
Utilities - vacant units	19,065	20,181
- senior housing	26,001	20,835
- single parent	5,727	6,891
- apartment	15,604	14,526
Apartment	3,632	3,330
Maintenance	637,408	461,969
Shop expense	19,337	19,922
Mortgage interest	22,494	26,187
Amortization	132,472	129,508
Administration:		
Salaries, benefits and travel	477,380	641,759
Office rent	25,557	23,467
Telephone	12,192	11,532
Office supplies	12,166	13,400
Bank charges	9,566	13,040
Insurance	5,745	1,910
Work shop and training	901	2,604
Board	5,569	6,795
Data support	6,349	7,480
Miscellaneous	3,270	4,061
Tenant counseling	62,604	66,105
Audit and accounting	8,500	8,550
Legal	1,071	560
Tenant incentive	1,253	1,096
Replacement reserve	175,560	175,560
Office equipment	1,813	1,098
Bad debts	12,028	6,168
Committee meetings	-	1,511
	2,078,902	2,050,750
Excess of revenue over expenses for the year	$ 165,145	$ 73,876

CRESS HOUSING CORPORATION STATEMENT OF REVENUE AND EXPENSES – MARKET UNITS – PHASE 5

FOR THE YEAR ENDED DECEMBER 31, 2016

	2016	2015	Budget
INCOME:			
Rental revenue	$ 76,590	$ 76,410	$ 78,216
Laundry	1,342	1,294	1,300
GST recovery	10,025	-	-
	87,957	77,704	79,516
EXPENSES:			
Administrative fee	7,469	11,180	11,941
Amortization	-	-	-
Bank charges	167	3,882	600
Site Management	2,750	2,725	4,400
Insurance	3,209	2,761	2,875
Interest	-	-	-
Property taxes	8,425	8,055	8,375
Maintenance	15,107	12,382	14,650
Replacement reserve	10,800	10,800	10,800
Bad debt	1,080	-	1,500
Utilities	20,229	21,395	21,400
Security	-	574	800
Professional fees	900	850	800
Miscellaneous	-	-	1,375
	70,136	74,604	79,516
EXCESS (DEFICIENCY) OF REVENUE OVER EXPENSES FOR THE YEAR	$ 17,821	$ 3,100	$ Nil

CRESS HOUSING CORPORATION STATEMENT OF REVENUE AND EXPENSES – MARKET 6

FOR THE YEAR ENDED DECEMBER 31, 2016

	2016	2015	Budget
INCOME:			
Rental revenue	$ 106,703	$ 102,398	$ 104,850
Administrative recovery	1,800	1,800	
GST recovery	12,550	-	-
	121,053	104,198	104,850
EXPENSES:			
Administrative fee	10,619	8,420	10,800
Amortization	-	-	-
Bank charges	235	189	300
Site Management	250	-	4,000
Insurance	8,960	8,859	8,900
Interest	-	-	-
Property taxes	25,915	24,486	25,465
Maintenance	16,231	18,707	16,485
Replacement reserve	14,400	14,400	14,400
Bad debt	1,416	6,220	1,000
Utilities	18,907	19,790	19,700
Security	-	-	500
Professional fees	950	900	800
Miscellaneous	-	-	2,500
	97,883	101,971	104,850
EXCESS (DEFICIENCY) OF REVENUE OVER EXPENSES FOR THE YEAR	$ 23,170	$ 2,227	$ Nil

CRESS HOUSING CORPORATION STATEMENT OF REVENUE AND EXPENSES – MARKET UNITS – PHASE 7

FOR THE YEAR ENDED DECEMBER 31, 2016

	2016	2015	Budget
INCOME:			
Rental revenue	$ 73,819	$ 72,990	$ 78,216
Laundry revenue	1,596	1,103	1,300
GST recovery	10,025	-	-
	85,440	74,093	79,516
EXPENSES:			
Administrative fee	10,385	10,530	11,941
Amortization	-	-	-
Bank charges	167	-	600
Site Management	3,000	2,725	4,400
Insurance	2,642	2,634	2,875
Interest	-	-	-
Property taxes	8,425	8,055	8,375
Maintenance	12,371	12,969	14,650
Replacement reserve	10,800	10,800	10,800
Bad debt	5,143	447	1,500
Utilities	18,861	17,832	21,400
Security	-	-	800
Professional fees	900	850	800
Miscellaneous	-	-	1,375
	72,694	66,842	79,516
EXCESS OF REVENUE OVER EXPENSES FOR THE YEAR	$ 12,746	$ 7,251	$ Nil

CRESS HOUSING CORPORATION STATEMENT OF REVENUE AND EXPENSES – ACTIVITY CENTRE – PHASE 8

FOR THE YEAR ENDED DECEMBER 31, 2016

	2016	2015	Budget
INCOME:			
Rental revenue	$ 21,335	$ 24,335	$ 45,000
GST recovery	4,500	-	-
	25,835	24,335	45,000
EXPENSES:			
Administrative fee	-	-	1,200
Amortization	10,000	10,000	11,600
Bank charges	29	67	300
Site management	-	-	3,000
Insurance	2,543	2,524	2,450
Interest	1,139	1,570	-
Property taxes	12,731	11,349	11,803
Maintenance	5,246	4,284	2,900
Replacement reserve	-	3,500	3,200
Bad debt	-	-	600
Utilities	5,447	4,842	4,947
Security	-	-	1,000
Professional fees	650	600	500
Miscellaneous	-	-	1,500
	37,785	38,736	45,000
EXCESS (DEFICIENCY) OF REVENUE OVER EXPENSES FOR THE YEAR	$(11,950)	$(14,401)	$ Nil

CRESS HOUSING CORPORATION STATEMENT OF REVENUE AND EXPENSES – MARKET UNITS – PHASE 9

FOR THE YEAR ENDED DECEMBER 31, 2016

	2016	2015	Budget
INCOME:			
Rental revenue	$ 86,347	$ 92,349	$ 103,275
Laundry	366	2,996	2,000
Administrative recovery	1,800	900	-
GST recovery	8,050	-	-
	96,563	96,245	105,275
EXPENSES:			
Administrative fee	4,145	4,320	10,250
Amortization	-	-	-
Bank charges	96	133	400
Site Management	6,120	5,940	6,200
Insurance	4,910	4,723	4,836
Interest	-	-	-
Property taxes	6,644	6,254	6,504
Maintenance	9,151	11,123	20,650
Replacement reserve	13,500	13,500	13,500
Bad debt	8,085	3,400	1,750
Utilities	28,919	28,982	29,463
Security	-	600	1,522
Professional fees	950	950	600
Miscellaneous	-	-	1,600
	82,520	79,925	97,275
EXCESS OF REVENUE OVER EXPENSES	14,043	16,320	8,000
OWNER'S ALLOCATION OF EXCESS	14,043	16,320	8,000
NET EXCESS (DEFICIENCY) FOR THE YEAR	$ Nil	$ Nil	$ Nil

CRESS HOUSING CORPORATION STATEMENT OF REVENUE AND EXPENSES – MARKET UNITS – PHASE 10

FOR THE YEAR ENDED DECEMBER 31, 2016

	2016	2015	Budget
INCOME:			
Rental revenue	$ 67,500	$ 70,607	$ 76,415
Laundry	399	1,294	1,300
Administrative recovery	1,800	900	-
GST recovery	10,026	-	-
	79,725	72,801	77,715
EXPENSES:			
Administrative fee	6,435	4,615	10,500
Amortization	-	-	-
Bank charges	167	-	450
Site Management	3,685	3,600	4,722
Insurance	3,850	3,788	3,800
Interest	-	-	-
Property taxes	4,919	4,560	5,004
Maintenance	11,999	8,932	14,939
Replacement reserve	10,800	10,800	10,800
Bad debt	1,410	-	1,200
Utilities	21,194	23,681	23,000
Security	-	-	1,200
Professional fees	800	800	500
Miscellaneous	-	-	1,600
	65,259	60,776	77,715
NET EXCESS FOR THE YEAR	$ 14,466	$ 12,025	$ Nil

CRESS HOUSING CORPORATION STATEMENT OF REVENUE AND EXPENSES – MARKET UNITS – PHASE 11

FOR THE YEAR ENDED DECEMBER 31, 2016

	2016	2015	Budget
INCOME:			
Rental revenue	$ 531,960	$ 544,700	$ 563,748
Expense recovery	-	-	-
Administrative recovery	33,186	1,800	-
GST recovery	85,111	-	-
	650,257	546,500	563,748
EXPENSES:			
Administrative fee	79,603	110,140	135,100
Administrative allocation - Phase 12	-	-	-
Amortization	-	-	-
Bank charges	1,177	-	1,400
Site Management	-	-	-
Insurance	32,724	32,304	33,000
Interest	-	-	-
Property taxes	121,316	108,230	112,560
Maintenance	101,811	137,919	165,028
Replacement reserve	133,300	100,000	100,000
Bad debt	18,576	14,160	4,460
Utilities	8,974	5,855	5,800
Security	-	-	-
Professional fees	1,500	1,500	1,400
Miscellaneous	-	-	5,000
	498,981	510,108	563,748
NET EXCESS FOR THE YEAR	$ 151,276	$ 36,392	$ Nil

CRESS HOUSING CORPORATION STATEMENT OF REVENUE AND EXPENSES – MARKET UNITS – PHASE 12

FOR THE YEAR ENDED DECEMBER 31, 2016

	2016	2015	Budget
INCOME:			
Rental revenue	$ 108,330	$ 101,239	$ 112,000
Administrative recovery	1,800	1,800	-
GST recovery	12,550	-	-
	122,680	103,039	112,000
EXPENSES:			
Administrative fee	4,445	2,142	9,800
Amortization	20,558	17,647	46,639
Bank charges	203	-	400
Condominium fees	25,690	23,098	23,000
Site Management	-	-	-
Insurance	-	-	500
Interest	26,447	33,394	-
Property taxes	544	454	710
Maintenance	6,857	1,693	9,866
Replacement reserve	12,100	12,100	12,100
Bad debt	2,379	2,788	3,035
Utilities	479	1,526	1,650
Security	-	-	-
Professional fees	975	950	800
Miscellaneous	-	-	3,500
	100,677	95,792	112,000
NET EXCESS FOR THE YEAR	$ 22,003	$ 7,247	$ Nil

CRESS HOUSING CORPORATION STATEMENT OF REVENUE AND EXPENSES – MARKET UNITS – PHASE 13

FOR THE YEAR ENDED DECEMBER 31, 2016

	2016	2015	Budget
INCOME:			
Rental revenue	$ 98,962	$ 104,682	$ 127,299
Laundry	-	1,720	2,700
Administrative recovery	1,800	1,800	-
GST recovery	25,050	-	-
	125,812	108,202	129,999
EXPENSES:			
Administrative fee	7,823	14,971	15,850
Amortization	-	-	-
Bank charges	203	-	334
Site Management	2,460	2,071	6,000
Insurance	7,053	7,560	7,800
Interest	-	-	-
Property taxes	1,288	1,179	1,005
Maintenance	16,397	6,561	16,650
Replacement reserve	29,160	29,160	29,160
Bad debt	3,740	5,714	4,000
Utilities	27,250	26,705	30,500
Security	3,862	2,847	16,000
Professional fees	1,150	1,200	1,200
Miscellaneous	-	-	1,500
	100,386	97,968	129,999
NET EXCESS FOR THE YEAR	$ 25,426	$ 10,234	$ Nil

CRESS HOUSING CORPORATION STATEMENT OF REVENUE AND EXPENSES – MARKET UNITS – PHASE 14

FOR THE YEAR ENDED DECEMBER 31, 2016

	2016	2015	Budget
INCOME:			
Rental revenue	$ 70,668	$ 63,257	$ 84,520
Laundry	447	1,268	1,300
Administrative recovery	3,600	3,600	-
GST recovery	12,550	-	-
	87,265	68,125	85,820
EXPENSES:			
Administrative fee	3,770	5,162	9,875
Amortization	5,444	5,221	11,390
Bank charges	168	-	300
Site Management	3,000	2,575	5,600
Insurance	4,274	4,073	4,150
Interest	5,946	6,169	-
Property taxes	7,870	7,463	7,998
Maintenance	9,109	3,481	15,020
Replacement reserve	13,600	13,600	13,600
Bad debt	1,790	2,856	1,600
Utilities	13,179	11,168	12,987
Security	-	-	1,200
Professional fees	875	800	500
Miscellaneous	-	-	1,600
	69,025	62,568	85,820
NET EXCESS FOR THE YEAR	$ 18,240	$ 5,557	$ Nil

CRESS HOUSING CORPORATION STATEMENT OF REVENUE AND EXPENSES – MARKET UNITS – PHASE 15

FOR THE YEAR ENDED DECEMBER 31, 2016

	2016	2015	Budget
INCOME:			
Rental revenue	$ 294,980	$ 308,502	$ 367,450
Laundry	1,998	6,567	-
Administrative recovery	11,626	12,744	4,200
GST recovery	47,600	-	-
	356,204	327,813	371,650
EXPENSES:			
Administrative fee	11,099	14,181	29,000
Amortization	88,651	84,854	154,548
Bank charges	672	-	750
Site Management	9,600	9,840	11,000
Insurance	17,880	16,578	16,600
Interest	65,896	69,692	-
Property taxes	15,053	13,961	15,302
Maintenance	21,813	20,934	28,381
Replacement reserve	29,400	25,400	29,400
Bad debt	18,056	7,707	8,000
Utilities	59,372	60,951	60,000
Security	20,818	17,112	15,000
Professional fees	1,550	1,600	800
Miscellaneous	-	-	2,869
	359,860	342,810	371,650
NET EXCESS FOR THE YEAR	$(3,656)	$(14,997)	$ Nil

CRESS HOUSING CORPORATION STATEMENT OF REVENUE AND EXPENSES – MARKET UNITS – PHASE 16

FOR THE YEAR ENDED DECEMBER 31, 2016

	2016	2015	Budget
INCOME:			
Rental revenue	$ 99,820	$ 33,911	$ 104,000
Laundry	1,380	-	-
Admin recovery	1,800	-	1,400
GST recovery	12,550	-	-
	115,550	33,911	105,400
EXPENSES:			
Administrative fee	3,369	1,973	11,531
Amortization	13,147	4,537	29,712
Bank charges	203	-	200
Site Management	2,810	1,000	4,800
Insurance	6,620	2,402	6,470
Interest	16,560	5,365	-
Property taxes	9,967	3,654	9,832
Maintenance	5,241	1,635	15,650
Replacement reserve	14,400	7,200	14,400
Bad debt	2,175	-	1,800
Utilities	19,966	2,792	8,755
Security	-	-	1,200
Professional fees	800	-	450
Miscellaneous	-	-	600
	95,258	30,558	105,400
NET EXCESS FOR THE YEAR	$ 20,292	$ 3,353	$ Nil

CRESS HOUSING CORPORATION STATEMENT OF REVENUE AND EXPENSES – MARKET UNITS – PHASE 17

FOR THE YEAR ENDED DECEMBER 31, 2016

	2016	2015	Budget
INCOME:			
Rental revenue	$ 246,633	$ 256,961	$ 257,000
Laundry	-	-	-
Other revenue	-	-	-
	246,633	256,961	257,000
EXPENSES:			
Administrative fee	15,692	17,047	17,000
Amortization	-	-	-
Bank charges	-	-	-
Site Management	9,431	8,427	10,625
Insurance	3,615	-	-
Interest	-	-	-
Property taxes	-	-	-
Maintenance	30,016	6,023	6,025
Replacement reserve	-	-	-
Bad debt	-	-	-
Utilities	32,086	32,758	32,750
Security	-	-	-
Professional fees	-	-	-
Miscellaneous	-	-	-
Janitorial	8,999	10,114	-
	99,839	74,369	66,400
EXCESS OF REVENUE OVER EXPENSES	146,794	182,592	190,600
OWNER'S ALLOCATION OF EXCESS	(194,004)	(135,382)	(190,600)
NET EXCESS FOR THE YEAR	$(47,210)	$ 47,210	$ Nil

CRESS HOUSING CORPORATION STATEMENT OF REVENUE AND EXPENSES – MARKET UNITS – PHASE 18

FOR THE YEAR ENDED DECEMBER 31, 2016

	2016	2015	Budget
INCOME:			
Rental revenue	$ -	$ -	$ -
Laundry	-	-	-
Other revenue	63,834	104,742	104,782
	63,834	104,742	104,782
EXPENSES:			
Administrative fee	-	-	-
Amortization	-	-	-
Bank charges	-	-	-
Site Management	26,858	26,691	26,700
Insurance	-	-	-
Interest	-	-	-
Property taxes	-	-	-
Maintenance	36,976	76,808	76,832
Replacement reserve	-	-	-
Bad debt	-	-	-
Utilities	-	-	-
Security	-	1,243	1,250
Professional fees	-	-	-
Miscellaneous	-	-	-
Janitorial	-	-	-
	63,834	104,742	104,782
NET EXCESS FOR THE YEAR	$ Nil	$ Nil	$ Nil

CRESS HOUSING CORPORATION NOTES TO THE FINANCIAL STATEMENTS

FOR THE YEAR ENDED DECEMBER 31, 2016

1. NATURE OF BUSINESS:

Cress Housing Corporation was incorporated February 24, 1984 and registered under the Saskatchewan Non-Profit Corporations Act. The Company commenced acquiring single unit dwellings during July, 1984. The Company now also acquires apartment buildings and rents these units to qualifying tenants.

2. SIGNIFICANT ACCOUNTING POLICIES:

The financial reporting framework is prescribed by the operating agreement which requires the financial statements to be prepared in accordance with the following policies rather than in accordance with generally accepted accounting policies.

a) Investments -
Investments are stated at fair value as at December 31, 2016.

b) Capital assets and amortization -
Capital assets are recorded at cost less accumulated amortization. Amortization is provided to the extent that the mortgage principal is retired during the year. Buildings and equipment that are not financed are not amortized for accounting purposes.

c) Revenue recognition –

The Company follows the restricted fund method of accounting for contributions. Rent, subsidies and unrestricted contributions are recognized as revenue in the year received or receivable if the amount to be received can be reasonably estimated and collection is reasonably assured.

Restricted contributions related to general operations are recognized as revenue in the year in which the related expenses are incurred.

Interest earned on the reserve funds is credited directly to the reserve accounts.

Capital grants received from government and other organizations designated for the acquisition of capital assets are recorded as equity in capital assets.

d) Replacement reserve -
Appropriations to the replacement reserve, amounting to $578,079 is made out of revenue during the current year. Approved expenditures incurred in the year are charged to this reserve. As a result of this accounting practice, actual expenditures for replacement and maintenance do not normally appear in the statement of revenue and expense and surplus.

e) Credit risk -
Credit risk arises from the possibility that tenants may be unable to fulfill their lease commitments. The Company mitigates the risk by conducting rental reference checks prior to tenant placement, through well defined procedures for addressing rent arrears, and by limiting the exposure to credit loss for any one tenant.

2. SIGNIFICANT ACCOUNTING POLICIES (continued):

f) Fair value of financial instruments -

The carrying amount of bank, accounts receivable and deferred revenue, and accounts payable, approximate their fair value due to the short-term nature of these instruments. The carrying amount of the mortgage payable approximates its fair value, as the interest rate thereon approximates the market rate of interest for mortgages with a similar term to renewal.

g) Use of Estimates -

The preparation of financial statements requires management to make estimates and assumptions that affect the reported amount of assets and liabilities, any disclosure of contingent assets and liabilities at the date of the financial statements, and the reported amount of revenue and expenses during the reporting period. These estimates are reviewed periodically and as adjustments become necessary, they are reported in earnings in the period in which they become known.

h) Financial instruments –

The Company has elected not to disclose fair value information about financial assets and liabilities for which fair values was not readily obtainable.

The Company has classified its financial instruments as follows:

- Cash and cash equivalents were classified as held-for-trading and accordingly carried at their fair values;
- Accounts receivable were classified as loans and receivables, and accordingly carried at their amortized costs;
- Accounts payable and accrued liabilities and long-term debt were classified as other financial liabilities and are currently carried at their amortized cost.

CRESS HOUSING CORPORATION NOTES TO THE FINANCIAL STATEMENTS
FOR THE YEAR ENDED DECEMBER 31, 2016

3. CAPITAL ASSETS:

Capital assets are recorded at cost less accumulated amortization. Amortization is provided to the extent that the mortgage principal is retired during the year. Buildings and equipment that are not financed are not amortized for accounting purposes.

The major categories of capital assets and related accumulated amortization are as follows:

	Land and Buildings	Furniture & Appliances	Total Cost	Accumulated Amortization	Net Book Value
CMHC					
Phase 1-4	$ 10,681,091	188,632	10,869,723	9,411,795	$ 1,457,928
Market Units					
Phase 5 - Hopkins	619,869	60,841	680,710		680,710
Phase 6 – Ave Y	1,161,003	76,914	1,237,917		1,237,917
Phase 7 – Hopkins	733,531	46,070	779,601		779,601
Phase 8 – Activity	414,834	3,445	418,279	76,667	341,612
Phase 9 – Ave P					
Phase 10 – Ave V	1,000,501	5,732	1,006,233		1,006,233
Phase 11 - Houses					
Phase 12 – 19th Street	2,310,622	24,128	2,334,750	101,960	2,232,790
Phase 13 – Ave H	2,974,822	2,811	2,977,633		2,977,633
Phase 14 – 7th Street	1,391,976	11,478	1,403,454	21,202	1,382,252
Phase 15 – 22nd Street	3,762,894	40,094	3,802,988	291,660	3,511,328
Phase 16 – Lindsay	2,196,178	17,591	2,213,769	17,685	2,196,084
Total Market Units	16,566,230	289,104	16,855,334	509,174	16,346,160
Totals	$ 27,247,321	477,736	27,725,057	9,920,969	$17,804,088

4. LONG-TERM DEBT:

Long-term debt consists of the following mortgages:

	2016	2015
(1) Canada Mortgage and Housing Corp. repayable in monthly instalments of $4,941 including interest at 1.82%.	$ 487,795	$ 537,745
(2) Canada Mortgage and Housing Corp. repayable in monthly instalments of $3,807 including interest at 1.12%.	438,789	479,319
(3) Canada Mortgage and Housing Corp. repayable in monthly instalments of $1,956 including interest at 1.12%.	241,110	261,762
(4) Canada Mortgage and Housing Corp. repayable in monthly instalments of $378 including interest at 1.12%.	47,560	51,536
(5) Canada Mortgage and Housing Corp. repayable in monthly instalments of $1,833 including interest at 1.82%.	245,810	263,173
(6) First Nations Bank loan repayable in monthly instalments of $950 including interest at 3.95%.	23,333	33,333
(7) First Nations Bank loan repayable in monthly instalments of $3,038 including interest at 4.15%.	128,798	134,242

CRESS HOUSING CORPORATION SCHEDULE OF REVENUES AND EXPENSES – MARKET UNITS
FOR THE YEAR ENDED DECEMBER 31, 2016

4. LONG-TERM DEBT- continued:

	2016	2015
(8) First Nations Bank loan repayable in monthly instalments of $1,215 including interest at 4.15%.	171,352	177,036
(9) First Nations Bank loan repayable in monthly instalments of $949 including interest at 4.50%.	439,188	454,063
(10) First Nations Bank loan repayable in monthly instalments of $12,878 including interest at 4.60%.	1,380,207	1,468,857
(11) First Nations Bank loan repayable in Monthly instalments of $2,476 including Interest at 4.24%.	382,315	395,463
	3,986,257	4,256,529
Less: current portion	283,940	275,493
Total long-term debt	$ 3,702,317	$ 3,981,036

The estimated principal repayment due in each of the next five years are as follows:

2017	$ 283,940
2018	292,712
2019	291,540
2020	299,266
2021	308,264
Thereafter	2,510,535
	$ 3,986,257

5. GST REBATE:

Cress Housing Corporation is registered for GST purposes and is eligible for the GST rebate. The 2016 rebate consists of the GST incurred or $73,165. The accounts receivable as at December 31, 2016 includes GST of $73,165.

6. REPLACEMENT RESERVE:

Under the terms of the agreement with Canada Mortgage and Housing Corporation, the Replacement Reserve accounts are to be credited annually with interest and allocation of Canada Mortgage and Housing Corporation subsidy to provide for major replacements to the rental properties. The replacement reserve is funded by an annual charge against earnings as opposed to an appropriation of accumulated surpluses.

These funds along with accumulated interest must be held in a separate bank account and/or invested only in accounts or instruments insured by the Canada Deposit Insurance Corporation or as may otherwise be approved by Canada Mortgage and Housing Corporation from time to time.

The CMHC reserve account consists of:

	Core 116 units	**SHC 17 units**	**IA 30 units**	**Total**
Balance December 31, 2015	$ 299,627	77	-	$ 299,704
CMHC Subsidy allocation	153,120	22,440	-	175,560
Transfer from surplus	45,444	28,000		73,444
Fire damage contribution	-	-	110,259	110,259
Interest earned	481	-	-	481
	453,228	50,517	110,259	659,448
Approved expenditures from reserve	(263,614)	(37,198)	(110,259)	(411,071)
Balance December 31, 2016	**$ 235,058**	**13,319**	**-**	**$ 248,377**

7. CONTINGENCY:

Cress Housing Corporation receives forgivable loans from Saskatchewan Housing Corporation. The loans have been recorded as capital grants, however, are repayable if Cress Housing Corporation does not adhere to Saskatchewan Housing Corporation's conditions for the advance.

CRESS HOUSING CORPORATION SCHEDULE OF REVENUES AND EXPENSES – MARKET UNITS

FOR THE YEAR ENDED DECEMBER 31, 2016

	Total	Phase 5	Phase 6	Phase 7	Phase 8	Phase 9	Phase 10
REVENUE							
Net Rental revenue	$ 1,883,647	76,590	106,703	73,819	21,335	86,347	67,500
Other revenue	63,834	-	-	-	-	-	-
Laundry	7,528	1,342	-	1,596	-	366	399
Administrative recovery	59,212	-	1,800	-	-	1,800	1,800
GST recovery	250,587	10,025	12,550	10,025	4,500	8,050	10,026
	2,264,808	87,957	121,053	85,440	25,835	96,563	79,725
EXPENSES							
Administration fee	164,854	7,469	10,619	10,385	-	4,145	6,435
Amortization	137,800	-	-	-	10,000	-	-
Bank charges	3,487	167	235	167	29	96	167
Site management	69,964	2,750	250	3,000	-	6,120	3,685
Condo fees	25,690	-	-	-	-	-	-
Insurance	98,280	3,209	8,960	2,642	2,543	4,910	3,850
Interest	115,988	-	-	-	1,139	-	-
Property taxes	223,097	8,425	25,915	8,425	12,731	6,644	4,919
Maintenance	298,325	15,107	16,231	12,371	5,246	9,151	11,999
Replacement reserve	292,260	10,800	14,400	10,800	-	13,500	10,800
Bad debt	63,850	1,080	1,416	5,143	-	8,085	1,410
Utilities	274,863	20,229	18,907	18,861	5,447	28,919	21,194
Security	24,680	-	-	-	-	-	-
Professional fees	12,000	900	950	900	650	950	800
Miscellaneous	-	-	-	-	-	-	-
Janitorial	8,999	-	-	-	-	-	-
	1,814,137	70,136	97,883	72,694	37,785	82,520	65,259
EXCESS (DEFICIENCY) OF REVENUE OVER EXPENSES FOR THE YEAR	450,671	17,821	23,170	12,746	(11,950)	14,043	14,466
OWNER'S ALLOCATION	208,047					14,043	
NET EXCESS (DEFICIENCY) FOR THE YEAR	$ 242,624	17,821	23,170	12,746	(11,950)	Nil	14,466

CRESS HOUSING CORPORATION SCHEDULE OF REVENUE AND EXPENSES – CMHC

FOR THE YEAR ENDED DECEMBER 31, 2016

Phase 11	Phase 12	Phase 13	Phase 14	Phase 15	Phase 16	Phase 17	Phase 18
531,960	108,330	98,962	70,668	294,980	99,820	246,633	$ -
-	-	-	-	-	-	-	63,834
-	-	-	447	1,998	1,380	-	-
33,186	1,800	1,800	3,600	11,626	1,800	-	-
85,111	12,550	25,050	12,550	47,600	12,550	-	-
650,257	122,680	125,812	87,265	356,204	115,550	246,633	63,834
79,603	4,445	7,823	3,770	11,099	3,369	15,692	-
-	20,558	-	5,444	88,651	13,147	-	-
1,177	203	203	168	672	203	-	-
-	-	2,460	3,000	9,600	2,810	9,431	26,858
-	25,690	-	-	-	-	-	-
32,724	-	7,053	4,274	17,880	6,620	3,615	-
-	26,447	-	5,946	65,896	16,560	-	-
121,316	544	1,288	7,870	15,053	9,967	-	-
101,811	6,857	16,397	9,109	21,813	5,241	30,016	36,976
133,300	12,100	29,160	13,600	29,400	14,400	-	-
18,576	2,379	3,740	1,790	18,056	2,175	-	-
8,974	479	27,250	13,179	59,372	19,966	32,086	-
-	-	3,862	-	20,818	-	-	-
1,500	975	1,150	875	1,550	800	-	-
-	-	-	-	-	-	-	-
-	-	-	-	-	-	8,999	-
498,981	100,677	100,386	69,025	359,860	95,258	99,839	63,834
151,276	22,003	25,426	18,240	(3,656)	20,292	146,794	Nil
						194,004	
151,276	22,003	25,426	18,240	(3,656)	20,495	(47,210)	$ Nil

CRESS HOUSING CORPORATION SCHEDULE OF REVENUES AND EXPENSES – MARKET UNITS

FOR THE YEAR ENDED DECEMBER 31, 2016

	Total	Group 2 116 Units	Group 3 17 Units	Group 4 30 Units	Total	Variance
REVENUE:						
Gross Rental Revenue	$ 984,542	694,512	98,189	191,841	943,348	$ 41,194
LESS: Vacancy	31,763	18,039	2,911	10,813	23,008	8,755
Net rental revenue	952,779	676,473	95,278	181,028	920,340	32,439
Operating subsidy	797,275	566,065	79,727	151,483	797,275	-
Other revenue	624	624	-	-	6,831	(6,207)
Admin recovery	385,723	260,813	43,073	81,837	-	385,723
Maintenance recovery	45,000	45,000	-	-	-	45,000
GST recovery	62,646	62,646	-	-	-	62,646
	2,244,047	1,611,621	218,078	414,348	1,724,446	519,601
EXPENSES:						
Property taxes	308,823	215,735	35,456	57,632	305,428	(3,395)
Insurance on dwellings	66,815	57,408	9,407	-	68,890	2,075
Utilities - vacant units	19,065	11,553	1,867	5,645	7,993	(11,072)
- senior housing	26,001	26,001	-	-	35,396	9,395
- single parent	5,727	5,727	-	-	4,567	(1,160)
- apartment	15,604	15,604	-	-	9,135	(6,469)
Apartment	3,632	3,632	-	-	6,600	2,968
Maintenance	637,408	389,018	67,569	180,821	592,055	(45,353)
Shop expense	19,337	13,729	1,934	3,674	20,081	744
Mortgage interest	22,494	22,494	-	-	22,494	-
Amortization	132,472	132,472	-	-	132,472	-
Administration:						
Staff Salaries, benefits, travel	477,380	338,940	47,738	90,702	134,001	(343,379)
Office rent	25,557	18,145	2,556	4,856	16,946	(8,611)
Telephone	12,192	8,656	1,220	2,316	5,921	(6,271)
Office supplies	12,166	8,638	1,217	2,311	9,405	(2,761)
Bank charges	9,566	6,792	957	1,817	1,884	(7,682)
Insurance	5,745	4,078	575	1,092	6,217	472
Work shop and training	901	640	90	171	2,156	1,255
Board	5,569	3,954	557	1,058	3,450	(2,119)
Data support	6,349	4,508	635	1,206	10,349	4,000
Miscellaneous	3,270	2,322	327	621	259	(3,011)
Tenant counseling	62,604	44,449	6,260	11,895	67,777	5,173
Audit and accounting	8,500	6,035	850	1,615	8,978	478
Legal	1,071	760	108	203	-	(1,071)
Tenant incentive	1,253	890	125	238	1,200	(53)
Replacement reserve	175,560	124,648	17,556	33,356	175,560	-
Office equipment	1,813	1,288	181	344	2,400	587
Bad debts	12,028	9,340	650	2,038	8,467	(3,561)
Committee meetings	-	-	-	-	4,000	4,000
Contingency	-	-	-	-	60,365	60,365
	2,078,902	1,477,456	197,835	403,611	1,724,446	(354,456)
Excess (Deficiency) of revenue over expenses for the year	$ 165,145	134,165	20,243	10,737	NIL	$ 165,145

SASKATOON TRIBAL COUNCIL

SUITE 200 – 335 PACKHAM AVENUE,
SASKATOON, SK S7N 4S1
TEL 306.956.6100 **FAX** 306.244.7273
WWW.SKTC.SK.CA