SUPPORTING COMMUNITIES THROUGH *ADVERSITY*

2020/21

ANNUAL REPORT

SASKATOON TRIBAL COUNCIL

VISION

Gathering together, honouring the past, building the future; Saskatoon Tribal Council is a catalyst for success.

MISSION

The Saskatoon Tribal Council is dedicated to creating a respectful environment that inspires and encourages innovation and leadership while building and strengthening partnerships with communities, individuals and organizations.

VALUES

Fairness

Integrity

Respect

Excellence

STC improves the quality of life of First Nations, living on and off reserve, through mutually beneficial partnerships with community organizations and industry. Opportunities for improved living are accessed through health, safety, economic development and education programs and services, and community financial investments. Acting as a representative body for seven First Nations, STC employs more than 250 people throughout various locations.

More information on the Tribal Council is available at

www.sktc.sk.ca

CONTENTS

2 Message from the Tribal Chief

3 In Memory

4 White Buffalo Youth Lodge

10 Program Highlights

13 Education Highlights

18 Housing and Technical Services

18 Justice Highlights

19 STC Traffic Safety Program

20 Health

27 STC Urban Family Services

29 Cress Housing Corporation

30 Dakota Dunes Community Development Corporation

31 STC Inc. Financial Statements

53 STC Health & Family Services Financial Statements

71 STC Urban First Nations Inc. Financial Statements

90 Building Bridges for the Future Saskatoon Inc. (O/A White Buffalo Youth Lodge)

106 Cress Housing Corporation

MESSAGE

FROM THE TRIBAL CHIEF MARK ARCAND

Mark Arcand is from the Muskeg Lake First Nation. He was first elected as Tribal Chief in October 2017 and re-elected in October 2020 after serving as Vice Chief since October 2013.

A year like no other, that is how many of us will look back at 2020-21. The year began and ended with the COVID-19 pandemic, and Saskatoon Tribal Council felt the impact at every level. Through it all, we kept our focus on supporting our communities through adversity—and that is the theme of this year's annual report.

Despite the pandemic, STC continued to serve our members and First Nation communities. We continued to deliver employment and training services, education services, health services and justice services. Like many other organizations around the world, we pivoted quickly to deliver many of our services virtually. It was a huge undertaking, but STC leadership, staff and partners worked together to innovate and adapt.

With the first lockdown, we saw vulnerable individuals and families being put at risk of food insecurity. We invited other community organizations, businesses and governments to join us in providing families with food and other COVID-19 emergency necessities, such as cleaning kits, women's hygiene and activity kits for children.

Through White Buffalo Youth Lodge, we began preparing and delivering meals to vulnerable households. As the need grew, we were able to prepare meals at other facilities, including Sion (STC's secondary office), Saskatoon Wildlife Federation and Mount Royal High School (Saskatoon Public Schools). Through much of the pandemic, two meals a day were prepared and delivery to 300-500 households in Saskatoon, five days a week. Our annual backpack give-away usually draws a large crowd, but this year we pre-packed approximately 1,500 backpacks with school supplies and delivered them to STC children and youth.

In the spring of 2021, the Saskatoon Tribal Council Vaccination Clinic opened its doors, providing thousands of COVID-19 vaccine doses to both Indigenous and non-Indigenous people. It was a fruitful partnership that included Indigenous Services Canada, Saskatchewan Health Authority, SaskTel Centre, Vaccination Clinic coordinators, nurses and staff, STC leadership and staff, and many volunteers.

We may remember 2020-21 as the year of the pandemic, but we will also remember the news that came soon after our fiscal year-end of the discovery of unmarked children's graves at a former residential school site in British Columbia. This was followed by discoveries of mass graves at former residential school sites in Saskatchewan. For several years, we have asked, encouraged and insisted that governments, local businesses and organizations incorporate the Truth and Reconciliation Commission Calls to Action, and this news highlights the importance of continuing that message.

As I have said on many occasions, our work would not be possible without the support of our leaders, knowledge keepers and community members. We will continue to work together to support our First Nations through fostering growth and prosperity, and we are committed to moving forward with the initiatives our Chiefs have directed us to undertake.

Tribal Chief Mark Arcand

IN MEMORY

SENATOR MELVIN LITTLECROW

MAY 16, 1942—MARCH 14, 2021

On March 14, 2021 Senator Melvin Littlecrow was called home. Senator Littlecrow was a fluent Dakota speaker, a skilled horseman and a proud member of the Whitecap Dakota First Nation.

Appointed to STC's Senate in October 2006, in addition to providing advice and guidance to the STC Chiefs at Governance House, he served on many boards and committees, including the Dakota Dunes Community Development Corporation, STC Investments and STC Casino Holdings.

Senator Littlecrow's passing leaves a hole in our hearts and in our community; he will be missed. As per his family's request, his photo will be not be displayed for one year.

WHITE BUFFALO YOUTH LODGE

Entering its 20th year, White Buffalo Youth Lodge (WBYL) continued to incorporate Indigenous values and identity into its programs. But 2020 proved to be a year of urgency and fundamental change. The COVID-19 pandemic came out of nowhere, and we saw vulnerable individuals being left to fend for themselves in the inner city core. While the world watched some people hoard essential supplies, WBYL began offering food services to WBYL families directly affected by the pandemic. That number quickly grew as more individuals were added from the umbrella of Saskatoon Tribal Council services.

The WBYL provided two daily meals, lunch and supper, as well as essentials such as toilet paper whenever donations made them available. As the number of individuals in need grew, so did the number on volunteers from the Tribal Council and the community. Five kitchens were running daily, Monday to Friday, at the WBYL, in schools and at the SION site. Over 600 households were served, all while maintaining physical distancing to keep the community and families safe.

The challenges of the pandemic also brought opportunity. Our youth programs were able to connect with larger groups and provide satellite programming. Support from the City of Saskatoon and collaboration with a variety of organizations enabled the WBYL to offer land based and park programming in Saskatoon's core as well as delivering program and youth activity kits for home and outdoor use.

This paved the way for our cultural team to begin introducing land based programming in the parks, such as the ohtāpamihow program. During these weekend events, registrants were given the opportunity to connect with knowledge keepers and learn about hunting and gathering basics, such as harvesting different animals or how to pick and use various plants. Our partners were impressed with turnout and supportive of new directions as we continued to be challenged by waves of COVID.

Although our delivery methods changed, we continued working side by side with our partners to create opportunities in a safe, non-judgmental, culturally based and accepting environment, providing a foundation for every individual, child, youth or parent

2020-21 PANDEMIC COMMUNITY RESPONSE SUPPORTS

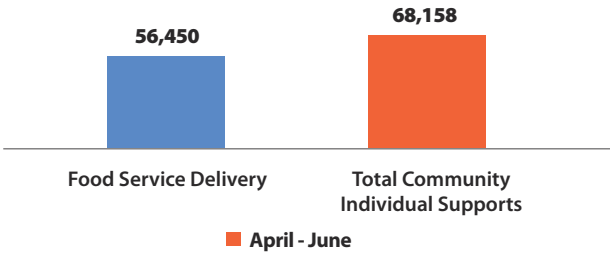

COMMUNITY EVENTS

The annual Back to School Carnival is one of WBYL's most popular community events. Rather than cancel the event, the WBYL committee worked with sponsors to coordinate a physically distanced delivery option. The WBYL hosted an event to prepack 1,500 back packs with school supplies, which were then delivered to the homes of registered families.

COMMUNITY EVENTS

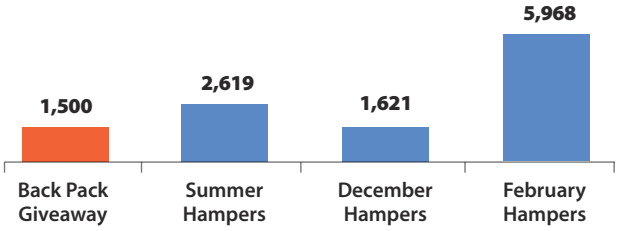

Through the Saskatoon Tribal Council, WBYL provided Food Security hampers throughout the year, including four times through the summer, once during September, once the Christmas season and once again in February. Hampers were delivered directly to homes or via drive-through pick-up at the WBYL. The community was given an opportunity to register themselves or vulnerable individuals or families through an online data collection tool. Despite a limited number of hampers, the program was well received and recognized both in the city and across the province.

DELIVERIES AND MAINTENANCE ONLY

WHITE BUFFALO

BLACK

245457
HYUNDAI

TEAM H
TEAM G
TEAM F
TEAM E
TEAM D
TEAM C
TEAM B

BUNGE

WHITE BUFFALO YOUTH LODGE
Nutrien
marketpro.inc.
WHITE BUFFALO YOUTH LODGE
Nutrien
marketpro.inc.

TEAM

WBYL PROGRAM ACTIVITIES

WBYL programs nourish the mind, body, emotions and spirit of families to instill a positive self-identity, allowing them to grow into strong, capable individuals and families. This approach was encouraged in all 2020-21 program activities and delivered through all engagements.

Essential Service Hub: The ESH was a community-based response to the COVID pandemic. It was formed to help community members through the crisis and link them to services they themselves identified as a high priority need, specifically income support, food and housing.

Although the ESH was established through the Saskatoon Inter-Agency Response to the Covid pandemic, the WBYL and Saskatoon Tribal Council continued operating the hub after community-based organizations returned to limited operations within their respective offices. The WBYL and STC realized that community needs were more diverse than originally thought, and that community members needed medical aid, mental health and addiction support, probation reporting, connection with child and family service workers, connection with community support workers, access to phone and internet services and Elder support. ESH became skilled at helping fill out applications for S.I.N. cards, health cards, treaty cards, day school applications, housing applications and legal documents for immigration and custody agreements.

The ESH provided a holistic approach to service, using the medicine wheel as a guideline and addressing most pressing physical needs first. Most community members who accessed the hub became familiar to ESH workers, enabling them to develop relationships and lay the foundation for addressing other quadrants of the medicine wheel.

miskasowin Youth Emergency Shelter: Through the ESH, it was found that community youth needed a safe place to shelter. Adult shelters were full, so in July 2020, WBYL opened its doors during the evening and overnight. Through 2020 and early 2021, the miskasowin youth shelter pilot program provided accommodation, hygiene,

clothing and hot meals on a nightly basis. This led to creation of a bond with many of the youth using the shelter, giving them an opportunity to reconnect with the community and begin deciphering their challenges with addiction, homelessness or trauma. The program has come with its unique challenges but is well received and appreciated within the greater community.

sawēyihtotān - Mobile Outreach: In the fall of 2020, WBYL was tasked with developing the sawēyihtotān mobile outreach program and services. Working primarily in the inner city and downtown core areas, a team of outreach workers connected with wahkohmakanak (relatives) challenged by homelessness and addictions. As an Indigenous-led initiative, sawēyihtotān provided a frontline opportunity to engage youth and adults that other organizations were not able to connect with. These successes highlighted several key barriers within the community.

Program successes allowed the steering committee, which includes the Saskatoon Tribal Council, Saskatoon Police Service, Saskatoon Fire Department, City of Saskatoon, Saskatchewan Health Authority and Ministry of Social Services, to begin the process of securing a transitional housing model to stabilize individuals. This work transitioned into the new year, and the program was successful in acquiring additional funding to open the sawēyihtotān transitional house in March 2021. By the end of the month the house had its first occupants and the wahkohmakanak were beginning steps to move forward.

Kiyanow - Mental Health: With rising mental health issues being highlighted in the city and a lack of in-person programming due to provincial health guidelines, the WBYL conducted an online survey to assess mental health and wellness programming needs. Respondents were

asked to identify recreational and learning activities of interest to them. Response showed an overwhelming desire for paint and beading nights as well as language learning, DIY crafts and music. These responses guided the development of online programming.

The WBYL began the virtual kiyanow (who we are) Arts Circles - Reconnecting in Creative Ways, a free virtual space with a focus on living in a good way and sharing identity. Creativity is good for mental health and wellness, and the circles provided an outlet for families and young people. The intention was to share stories and language while learning to make art. WBYL delivered supplies to households and skilled instructors led fun, hands-on activities for participants.

WBYL developed virtual programming to suit the needs of the community. A private Facebook group accommodated participants while maintaining privacy and confidentiality. The registration process allowed WBYL to target participants, who turned out to mostly be families. This knowledge will assist with future strategic planning.

REFLECTING ON 2020

When we looked forward to 2020 and the 20th anniversary of White Buffalo Youth Lodge, we could never have predicted what was about to occur in the community, the province or the world. No one expected how the pandemic affected daily life and work.

The WBYL was an established community organization known for programming and recreation. But throughout 2020, the building and the individuals working within stepped forward to ensure the community had a resource they could depend on during an unexpected and life altering time. As we move forward, White Buffalo Youth Lodge will return to a new normal within the City of Saskatoon. We will confidently renew the energy and quality programming we have become known for.

WBYL PROGRAM ACTIVITIES AND ENGAGEMENTS

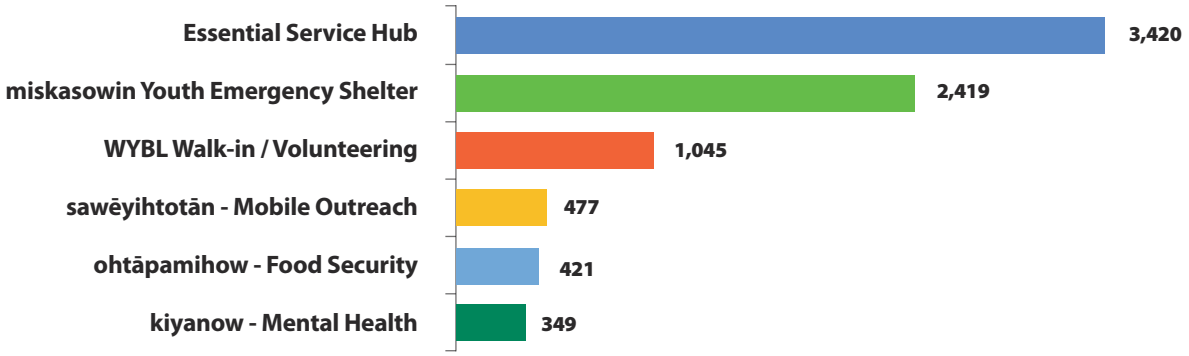

PROGRAM HIGHLIGHTS

Employment and Training Services

The COVID-19 pandemic hit Employment and Training Services (ETS) programs especially hard. Employment fell nationally, provincially, in Saskatoon and in STC member communities. ETS clients, educational institutions and employer partners focused on implementing infection control measures and finding new ways to use technology to continue operating through the pandemic. As a result, Indigenous people who were already disadvantaged, faced additional barriers to meaningful work force participation.

KEY PROGRAMS

Additional funding from Indigenous Services Canada (ISC), Employment and Social Development Canada and the Saskatchewan Ministry of Immigration and Training enabled ETS to continue delivering key programs through the pandemic.

The Pre-Employment Support Program (PES) is an income assistance program funded by Indigenous Services Canada (ISC) to help clients transition from dependence on income assistance to self-sufficiency. The Urban Navigator Program supports the transition of individuals from their home communities to Saskatoon for employment. The Reintegration Services Pilot Project works to transition clients from a correctional facility to Saskatoon for employment. In 2020-2021, Urban Navigator and Reintegration Services Pilot assisted 53 Indigenous clients.

The Indigenous Skills and Employment Training Program supports the growth of Indigenous communities and fosters lifelong learning, skills development,

TOTAL STC ETS CASELOAD

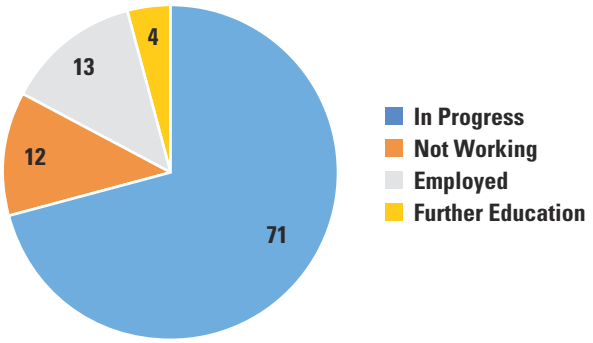

URBAN NAVIGATOR AND REINTEGRATION SERVICES PILOT PROJECT CASELOAD

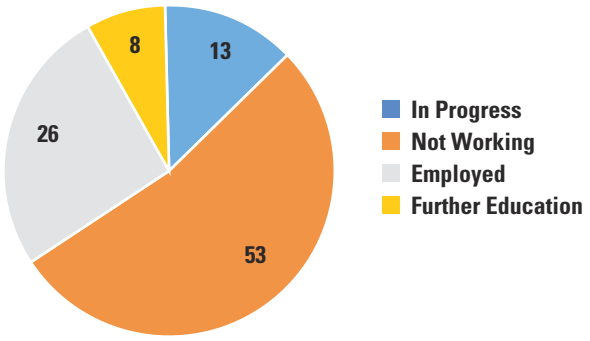

PES CASELOAD

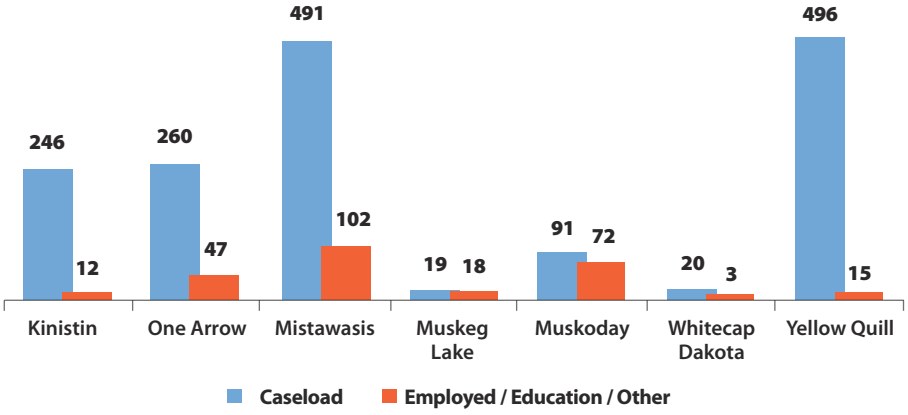

training and employment. In 2020-21, the program served 910 Indigenous clients who were underskilled, underemployed or unemployed.

TOTAL STC ETS CASELOAD

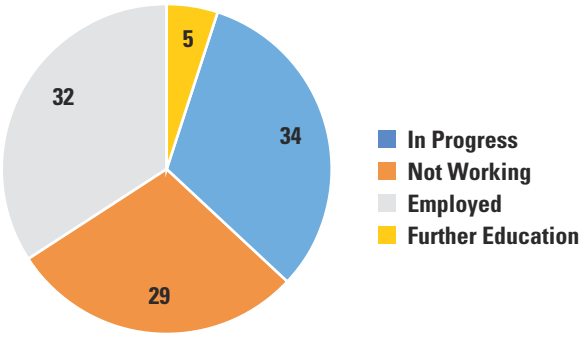

The ETS Advisory Committee approved eight Work Experience Partnerships, although two were withdrawn due to COVID-19 concerns. The remaining six provided work experience in a variety of areas, including security, public works, maintenance, administrative support, golf pro/maintenance, childcare, community engagement and housing construction. In total, 26 individuals had the opportunity to gain work experience; 16 of the 26 were from ST member First Nations.

The ETS Advisory Committee also approved eight Summer Student Partnerships for 2020-21. Three withdrew due to COVID concerns. In total, 22 of the 40 positions were from STC First Nations. Muskeg Urban Office employed four high school students to help urban elders with yard work and other chores. Whitecap Dakota approved two apprentice carpenters, with one expected to move into Level 2 of the apprenticeship program. The one Transition to Employment (TEP) partnership for the fiscal year saw Whitecap Dakota training and eventually hiring the TEP candidate.

SPECIAL PROJECTS

Saskatoon Tribal Council again partnered with the Christian Labour Association of Canada (CLAC) and PCL Construction Group to run the 12-week Intro to Carpentry and Concrete Forming training course. This is the second industry-driven special project between ETS and CLAC. The program started with 12 clients, only one from an STC member community, despite the extensive advertising for this training project. Eleven clients finished the training and ten of them are presently working because of the initiative.

Although not a special project, the Water and Waste Water Collection Level 1 Training Program deserves a mention. ETS partners with the City of Saskatoon,

Saskatchewan Polytechnic and Radius Community Centre on the program. In 2020-21, ETS sponsored six of the 10 participants; 9 were hired by the City of Saskatoon after the training.

DRIVER TRAINING

ETS again offered both a Class 5 and Class 7 driving program. The number of participants has steadily increased each year as news gets out that getting a license is attainable and can assist clients with getting employment. The Class 5 Driver program attracted 150 participants, although this number fell as the pandemic took hold; 86 clients received their Class 5 training. To qualify for a driver's license, clients must have a Class 7 Learner's license for 9 months. Again, over 100 clients signed up and 56 took the learning seminar, but as pandemic rules took hold, most did not take the training.

ECONOMIC DEVELOPMENT

Despite the pandemic, Economic Development continued to work closely with STC member communities and their development corporations to support businesses in agriculture, agri-business, mining, oil and gas, manufacturing, communications and renewable energy. In April 2020, STC Industrial Contracting purchased Keys Welding Services Ltd. The acquisition is helping grow the company and diversify revenue streams, while increase employment opportunities for Indigenous people. Established partnerships continued to provide employment and business opportunities for STC communities.

COMMUNITY DEVELOPMENT

Community Development continued to work closely with the Enactus Team from Lambton College to develop community led projects. The pandemic led to delays, but the team continue to work hard to help communities with greenhouse, aquaculture, youth entrepreneurship and small scale solar power projects. As part of a new partnership with Light Up the World, a non-profit organization, planning got underway to bring small solar energy projects to several STC communities.



EDUCATION

2020-2021 was a year like no other for STC Education. The department provides a wide range of education programs and services, including Partnerships, Structural Readiness, IT & Data Management, Second Level Education Services, Early Learning Programs, Pathways to Education and Youth, Sport, Culture and Recreation. But at the onset of the pandemic, a number of core Education programs were temporarily shut down and Education staff were reassigned to support White Buffalo Youth Lodge and STC's emergency pandemic food security services. STC schools transitioned to online learning. As restrictions eased in the summer of 2020, STC facilitated return to work plans to ensure critical services were restored. STC Education developed alternative approaches to delivering on its mission that, in many ways, have enhanced outreach and connection with staff, administration, partners and funders.

EDUCATION PARTNERSHIP INITIATIVES

The Education Partnerships Program has been operating for over a decade. The MOU signed by STC, the Province and the Federal government in 2006 has led to the establishment of critical programs, services and initiatives to support students, teachers and families on and off-reserve.

The Education Partnerships Program focused on safety at home and school supports. Partner meetings continued in a virtual format, but the pandemic forced the cancellation of many key events, including The Future Is Yours Career Expo, Elders and Youth Gathering, Contact Conference, STC Summer Research Camp and STC Career Camp. Mamāwohkāmatowin Education Partnership meetings continued virtually to follow progress on the St. Frances Cree Bilingual School project, co-governance Agreement Draft, Oskayak agreement and Pathways to Education move to St. Goretti school.

The Invitational Shared Services Initiative continued to support five member nations through three partnerships. The initiative funds grad mentors in Mistawasis Nêhiyawak and Greater Saskatoon Catholic Schools, Kinistin Saulteaux Nation, Yellow Quill First Nation and North East School Division and Muskoday First Nation, One Arrow First Nation and Saskatchewan Rivers Public School Division. The shift to remote learning highlighted the vital role grad mentors play in connecting students and families, as well as the need for reliable internet access in STC communities.

STRUCTURAL READINESS

Although Structural Readiness activities were put on pause at the onset of the pandemic, the Structural Readiness Proposal outlining necessary infrastructure for the new education system was submitted to Indigenous Services Canada (ISC) as per deadline. ISC committed $664,854 of STC's requested $1,263,822 for 2020-21 Structural Readiness activities. The annual Regional Education Agreement (REA) proposal was also submitted to ISC as per deadline.

Both proposals support the STC on its path to full jurisdiction of education, with the appropriate funding and infrastructure required to build a responsive, stable education system as set out in the 2018 STC Education Strategic Education Framework. Assertion of jurisdiction has been a central theme in all ISC engagements. The STC Political Accord signed in April 2019 affirms the value of creating an alliance for the common good while providing the basis for moving forward with the development of the REA to provide a needs-based funding approach to education for STC schools.

During the year, Yellow Quill First Nation and One Arrow First Nation signaled a change in their relationship with STC Education Corp. with respect to service delivery. Both have affirmed their continued participation in STC Education Corp as a governing entity and will use service agreements to define their service delivery relationship.

TRAUMA-INFORMED APPROACH TO EDUCATION

The 2018 Education Strategic Framework outlines the essential role of trauma-informed approaches to developing a community driven Indigenous model of education. The pandemic underlined the importance of this approach, and Education staff accessed the North American Center for Threat Assessment and Trauma Response resources to guide discussions on 2020 school re-entry plans.

HEALING CENTERED ENGAGEMENT MODEL DEVELOPMENT

The Education Strategic Framework (2018), proposes the essential role of trauma-Informed approaches to education and their success when implemented within an integrated-services school mode. The congruence of STC's move towards a HUB model and the development of a trauma-informed approach to education has been a logical and responsive strategy to develop a community driven Indigenous model of education. Phase one focused on understanding the impacts of

trauma on the spirit and brain development, developing a common working definition to when providing service to communities, and moving towards the language of healing-centered engaged education.

The need to continue with this work became even more critical during the pandemic and as we consider what schooling will look like in the future. Resources accessed through The North American Center for Threat Assessment and Trauma Response were helpful in guiding discussions on re-entry plans for STC schools in the fall of 2020. To continue the healing-centered work, the principles of capacity building and the STC HUB model guided Phase II. This phase involved the establishment of a steering committee to develop a 3-5 year plan for the Education Healing-Centered Engagement Model. The first meeting of committee members, including Health staff, Education staff, local researchers and experts in the field. was held in February 2021.

SCHOOL FACILITY ASSESSMENTS

The development of the REA requires facility assessments of STC schools to determine the nature of necessary repairs and renovations or whether school replacement is warranted. STC Housing & Engineering has conducted facility assessments at Kinistin, Muskoday, One Arrow and Yellow Quill; Muskeg Lake and Mistawasis had recent facility assessments. As a result, applications were submitted for a new school at One Arrow and the addition of a gym to the new high school in Mistawasis.

STC EDUCATION CORP BOARD TRAINING

STC Education Corp is guided by nine governance principles: stability, accountability, responsiveness, standardization, innovation, efficiency, transparency, equity and flexibility. To support implementation of these principles, Board training was offered to Local Education Authorities through Johnson Shoyama Graduate School of Public Policy. Two Indigenous professionals facilitated the training, which included providing relevant case studies. Twelve of 15 participants took the exam.

SPECIAL EDUCATION

ADMINISTRATION SUPPORT

Throughout the 2020-21 fiscal year, virtual support was provided to special education teachers as requested. This included administrative support, annual reporting and personnel interview panels. COVID-19 limited teachers' ability to access both financial and program information during school and administrative closures in STC communities. Despite the challenges of COVID, four Professional Learning Community meetings were arranged for special education teachers to allow sharing of ideas, questions and strategies.

AFN ONLINE ENGAGEMENT

In May 2020, the Assembly of First Nations (AFN) hosted regional online engagements with directors of education, education administrators, First Nations high-cost special education service providers, those negotiating local and REAs, those developing education funding formulas, First Nations leadership, principals and special education teachers. Special education teachers from community schools in the STC catchment area participated in the forum, sharing regional needs and helping reviewers better understand what is/is not working with the HCSEP and what needs to be improved moving forward.

SPECIALIZED SERVICES AND SUPPORT

The 2020-21 fiscal year was tremendously impacted by Covid-19. Organizational and community restrictions limited access to specialized services and interventions. School closures and distance education did not allow for the foundational in-person support that is core to learning and behaviour interventions.

INSTRUCTIONAL SERVICES

Second level services focus on supporting school-based education programs in such areas as curriculum and instruction, professional development, student services (including special education) and administration/ instructional leadership.

SUPERINTENDENT SERVICES

A new superintendent joined STC Education in July 2020. The superintendent's role is to supervise the delivery of second level services in STC member education programs and the improvement of program and student success through professional standards. This encompasses administration leadership, K-12 curriculum and instruction, secondary program requirements, teacher certification, program/staff monitoring/

appraisal, improvement plans, implementation of education standards, program/policy development and development/implementation of strategic plans.

ASSESSMENT

In the spring of 2020, the STC assessment coordinator focused on collaborating with school administrators to create a safe school plan for teachers and students. This includes training on virtual classroom platforms. Throughout the school year, the coordinator hosted weekly webinars on topics ranging from was the Google classroom and Khan Academy, to remote literacy assessment, gamification, MineCraft for Educators, creating student choice boards, cross curricular planning, report cards and remote learning and outcomes-based assessment

STEAM EDUCATION

The STEAM Coordinator worked with member First Nation's educators to provide webinars and professional development opportunities, including collaborations with the Saskatoon Industry Education Council on a STEM planning guide and financial literacy, Indigenous STEM with Actua, Spring STEM Ideas, Robotics and Science Fair. At the request of individual schools/teachers, we provided training in Google to assist with community online learning platforms. The STEAM and Assessment Coordinator were instrumental in providing ongoing communication and dialogue with educators and principals throughout COVID-19.

FIRST NATIONS AND INUIT YOUTH EMPLOYMENT STRATEGY

The goal of the First Nations and Inuit Youth Employment Strategy is to enhance education, participation in the labour market and economic success. The program supports initiatives that provide young people ages 15-30 with information about career options, skill development, work experience and paid summer work experience. The proposal secured 16 placements for high school and post-secondary students in 2020-21, but these were delayed to the fall and winter of 2021-22 due to the pandemic.

YOUTH SPORTS, CULTURE AND RECREATION

The Sport, Culture and Recreation program builds capacity within First Nations communities to increase participation in sport, culture and recreation activities, ultimately increasing quality of life and grassroots development. A coordinator works alongside tribal councils to promote the benefits of sport, culture and recreation and increase community participation. Programming paused in 2020-21 to ensure community safety during the pandemic.

EARLY CHILDHOOD PROGRAM

EARLY LEARNING CHILDCARE CENTRE

The Early Learning Childcare Centre is a critical component of the STC Education family. The centre is licensed by the Ministry of Education to provide full day childcare. Grounded in First Nations' culture and traditional teachings, while remaining committed to an inclusive approach that reflects the diverse needs of Saskatoon's diaspora, the centre provides a caring environment that engages parents and complements a child's home experience. The centre is developing new communication tools for parents and staff, expanding operating hours and providing new professional development opportunities for staff to meet the diverse needs of parents and children.

EARLY CHILDHOOD DEVELOPMENT

Aboriginal Head Start and Childcare programs are provided in all seven member First Nations, with technical support, monitoring and licensing provided by the Early Childhood Development (ECD) program coordinator and support worker. Funding is provided through Labor Force Development initiatives via the Saskatchewan Indian Technical Advisory Group. Funding for Headstart programs is provided by Health Canada. New federal funding for both Childcare and Headstart is provided by Employment and Social Development Canada under the Indigenous Early Learning and Child Care program.

In 2020-21, the STC Early Childhood Development program hired a full-time ECD support worker. The program continued to support Childcare and Headstart staff in their early childhood development training through online programs, webinars and professional development opportunities.

Both the Childcare and Headstart programs were closed in March 2020 due to the pandemic. As public health restrictions were eased, local Chiefs and Councils made the decision on whether to re-open. STC Education worked with Environmental Public Health staff to support re-opening following Covid-19 protocols. In addition to reducing the number of children attending and maintaining tight "bubble" groups, laptops were purchased for Childcare and Headstart staff for online programming. Information was shared to encourage programs to access funding to assist with daily operations, programming and additional expenses, such as PPE, cleaning supplies, extra staffing and inspection of HVAC systems.

FIRST NATIONS EARLY CHILDHOOD CIRCLE WORKING GROUP

The ECD program coordinator continued to represent STC at the FSIN's First Nations Early Childhood Circle Working Group, which has been tasked with developing recommendations for allocation of new federal Indigenous funding for both Childcare services and Headstart programs. The program coordinator also worked with the First Nations Early Childhood Circle to review and revise the Saskatchewan First Nations Early Learning Facilities Regulations, Policy and Governance Manual, Licensing and Monitoring Manual, Forms Manual and COVID-19 ELCC Facility Protocol document.

URBAN ABORIGINAL HEADSTART

Aboriginal Headstart (AHS) staff followed public health guidelines to implement re-opening plans for the 2020-21 school year. By scheduling morning and afternoon sessions, capacity at the SION AHS location was maintained at 19 students. The waitlist held steady at 15-plus. Students' daily schedule included learning Cree commands, counting to 10 and singing songs. An



occupational therapist visited once a week to assess students and a speech & language pathologist visited two mornings a week to work one-on-one with students with delayed speech. Both posted weekly recordings for parents on the AHS Facebook page. Moe the Mouse Speech & Language program was used daily, with each student receiving a Moe binder that included speech activities for at-home and online learning. At certain points, learning moved online via Facebook and weekly drop-off of learning materials and resources. Tablets were purchased and provided for each student.

Speech & Language program was used daily, with each student receiving a Moe binder that included speech activities for at-home and online learning. At certain points, learning moved online via Facebook and weekly drop-off of learning materials and resources. Tablets were purchased and provided for each student.

The Aboriginal Head Start program normally provides a daily breakfast and healthy afternoon snack based on the Canada Food Guide. To help families when AHS sessions shifted to online learning, food hampers were delivered in December 2020 and January, March and June 2021. Along with the hampers, AHS staff delivered crockpots and shared instructional cooking videos. AHS staff stayed connected with families throughout the pandemic through phone calls/texts, Facebook and weekly drop offs

PATHWAYS TO EDUCATION

STC was the first tribal council in Canada to host a Pathways to Education Canada program. Pathways is an afterschool tutoring and mentoring program. Students sign a contract that holds them accountable for their participation. Students and families benefit from personal relationships with dedicated staff, who act as advocates, counsellors, mediators and confidantes, who guide students and their families to insights that can't be found on report cards. Throughout the pandemic, Pathways staff found innovative ways to support students and parents, both online and in-person. A partnership with the Student Commission of Canada helped set up a Microsoft Teams platform to deliver tutoring and mentor support.

HOUSING AND TECHNICAL SERVICES

In 2020-21, Housing and Technical Services provided advisory services on a wide variety of ongoing projects in STC First Nations. Capital projects included wastewater and water treatment infrastructure, school upgrades, road work, drainage improvements, fire service upgrades and more. The department provided STC communities with housing inspections, database inventory, mapping, community planning and asset condition reporting as well as training for housing coordinators, water treatment plant operators and building maintenance staff.

In October 2020, the Government of Canada, through CMHC, launched the Rapid Housing Initiative (RHI) through the Canada Mortgage and Housing Corporation. The program helps address the urgent housing needs of vulnerable people and populations, especially in the context of COVID-19, through the rapid construction of affordable housing. Kinistin Saulteaux Nation and Muskoday First Nation were two of nine First Nations in Saskatchewan to receive funding for housing projects in round one of the RHI.

JUSTICE

In early 2021, the Missing and Murdered Indigenous Women and Girls monument located at the Saskatoon Police station was honoured for the fourth and final year with a Calling Home Ceremony. Since provincial health guidelines restricted public gatherings, traditional give-away bags were delivered to the homes of families involved in the monument process.

ADAPTING TO COVID-19

In response to COVID-19, the Justice program changed how it worked with STC member communities. Instead of shutting down programs, creative alternatives were found to safely provide services. Mediation services were often provided virtually, while community justice committee meetings were hosted outdoors or on conference calls. Intakes were often completed over the phone or online. Although circuit court points were halted, relatives who were referred to the STC Justice program were still able to work towards addressing their risk factors.

SASKATOON POLICE SERVICE PARTNERSHIP

COVID also led to the creation of alternatives to traditional in-person Justice programming. Justice partnered with Crossroads Therapeutic Solutions and the Saskatoon Police Service (SPS) to create virtual,

The Missing and Murdered Indigenous Women and Girls monument was made possible by a collaboration of Saskatoon Tribal Council, Province of Saskatchewan and Saskatoon Police Service.

evidence-based, culturally sensitive Drug Awareness, Theft Reduction and Anger Management programming. The SPS, judges, defence and Crown are all supportive of the new programming, which diverts youth and adults directly to STC's Justice program rather than going through the courts.

SELF-ADMINISTERED POLICING PROPOSAL

STC Justice submitted a Self-Administered Policing Proposal to the federal and provincial governments. It is the only proposal submitted from Saskatchewan and was well-received by both levels of government. The proposal would be cost shared by both governments on a 52% / 48% contribution agreement. Start-up dollars would be used to hire a consultant to begin the process of self-administered policing for STC communities, including environmental scans, feasibility studies, community safety plans and dialogue with communities and Elders.

A memorandum of understanding was signed in 2019 in response to growing frustration about First Nations having laws that were neither recognized nor enforced on reserves. The COVID pandemic stalled work on the MOU, but as an interim step, Whitecap and Muskoday will receive funding for their Community Safety Officer (CSO) program—having CSOs in each STC community is part of the overall plan. The pilot project aims to deploy provincially designated Community Safety Officers (CSOs) on reserve, with provincial courts having jurisdiction to adjudicate First Nations laws. Once CSOs complete their training, they will be designated under the Saskatchewan Provincial Police Act as special constables and have the status of peace officers under Saskatchewan law.

STC TRAFFIC SAFETY PROGRAM

Throughout 2020-21, STC's Traffic Safety program strived to assist member communities develop proposals for the Provincial Traffic Safety Fund Grant—with a number of successes.

- Kinistin Saulteaux Nation received $11,522 to install three solar speed radar signs at each community entry point to remind drivers to slow down.
- Mistawasis Nêhiyawak was the first STC member to receive a Provincial Traffic Safety Fund Grant in 2019. The community received $10,170 for school zone improvements and signage.
- Muskoday First Nation received $19,805 for a pedestrian walkway from the bridge to the community's new gas station.
- One Arrow First Nation received $7,690 for the purchase and installation of speed display signs and another $19,497 to install solar powered streetlights.
- Whitecap Dakota First Nation received $5,370 for solar-powered speed display signs that will also collect data for future community traffic initiatives.
- Yellow Quill First Nation received $10,000 over three years from Parachute Canada to make road safety improvements in their school zone. Yellow Quill was one of five schools in Saskatchewan chosen to receive the award.

HEALTH

STC HEALTH CENTRE

Throughout 2020-21, the STC Health Centre continued to offer accessible, culturally based public health programs, including addictions, nursing, social work, mental health, traditional healing and peer support. The centre recorded over 47,500 client visits, with an average of 40-60 new clients a month. Year four of the five-year HIV and Hepatitis C Community Action Fund supported the harm reduction program, which is aimed at reducing transmission of communicable diseases such as HIV, Hepatitis C and sexually transmitted infections.

The Health Centre operates the province's only seven-day a week, 365-day a year safe injection and inhalation supply exchange program. At the end of the year, over 1.4 million needles had been distributed and over 1.2 million needles exchanged, for an 85% exchange rate. This significantly decreased the incidence of loose needles on the ground. The centre also distributed 445 Naloxone kits in response to a noticeable increase in client overdoses.

ST. MARY'S PEDIATRIC CLINIC

St. Mary's Pediatric Clinic started in 2007 as a partnership between the Saskatoon Tribal Council, the University of Saskatchewan College of Medicine and Greater Saskatoon Catholic Schools. The clinic focuses on the physical, mental, social, environmental and cultural factors within the community that influence the health and wellbeing of children. The three pediatricians based at the clinic saw 2,952 pediatric clients in 2020-21.

QUALITY ASSURANCE

Saskatoon Tribal Council is committed to continuous improvement of programs, physical environments and work culture. Despite the Covid-19 pandemic, the Quality Assurance manager and coordinator worked closely with the Accreditation coordinator to collect and analyze 598 occurrence reports. These reports identified risks and processes for improvement as well as the necessary education for STC to meet and exceed Accreditation standards and manage risks to clients, staff and communities.

COMMUNITY HEALTH NURSING

The Community Health Nursing program supports STC communities in their delivery of holistic, culturally relevant programming and services. The Community Health program manager works with numerous partners to develop and operationalize care management education, communications and quality improvement activities for registered and licensed practical nurses. Ongoing review of Community Health Nursing guidelines helps ensure exemplary standards of care while meeting Accreditation Canada and Provincial Laboratory License standards. The Community Health programs within STC communities have achieved Exemplary Accreditation status through Accreditation Canada.

COMMUNICABLE DISEASE PROGRAM

The incidence of communicable disease and sexually transmitted diseases in STC communities continues to rise. A syphilis outbreak declared in Indigenous communities across Saskatchewan in 2019 continues to present day. Communities have received funding to increase education and awareness among youth and women of childbearing age about syphilis and other sexually transmitted infections. STC nurses offered select testing, while follow up treatment/testing was offered in communities via the Canadian Health Network (CHN) with assistance from the Communicable Disease program.

2020-21 COMMUNICABLE DISEASE CASES

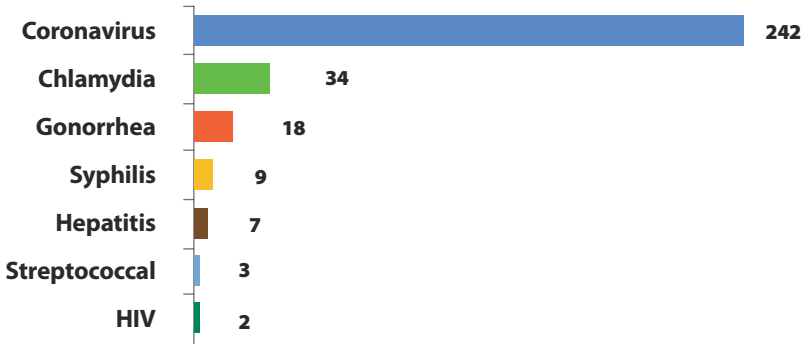

IMMUNIZATION PROGRAM

STC Immunization Coverage Rates for Critical Age Markers by Selected Vaccines

The immunization rates for STC communities was greatly impacted by COVID. Working groups strategized ways to provide catch up immunizations to meet the regular childhood targeted vaccine series program.

STC ONE-YEAR-OLD IMMUNIZATION RATES

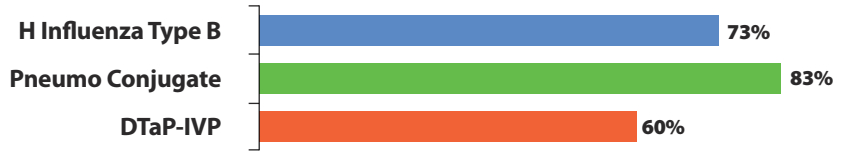

STC TWO-YEAR-OLD IMMUNIZATION RATES

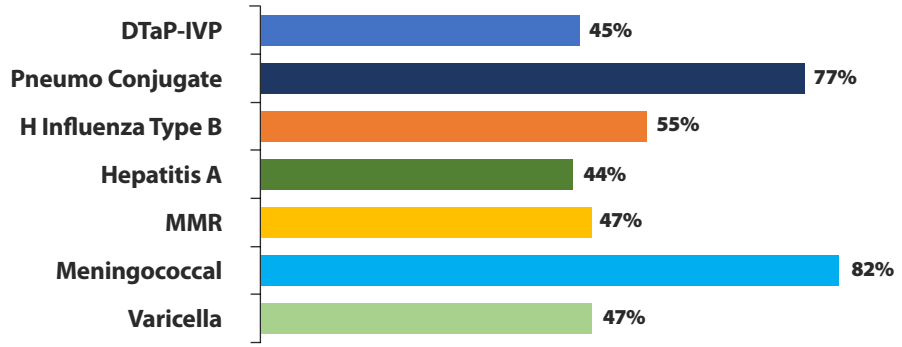

STC SEVEN-YEAR-OLD IMMUNIZATION RATES

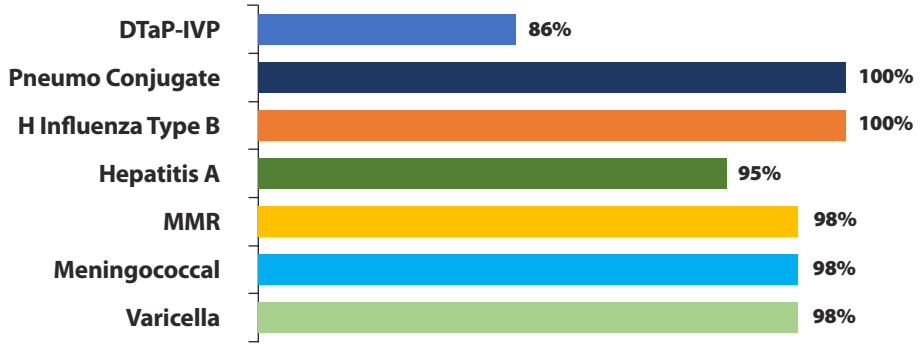

STC TWO-YEAR-OLD AVERAGE HISTORY

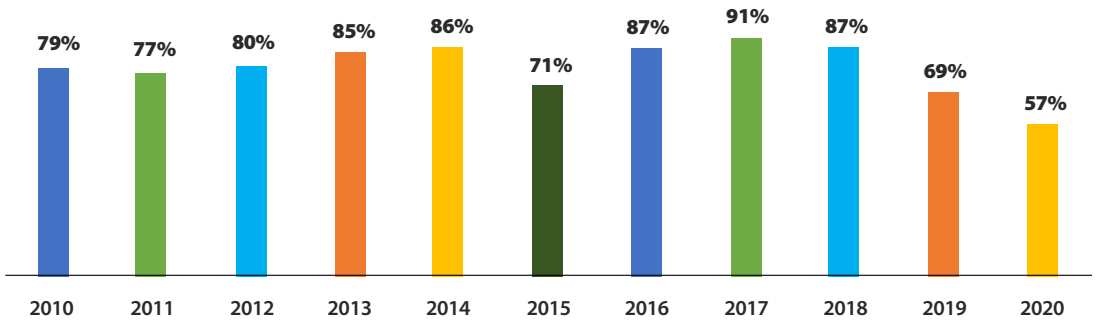

KNOW YOUR STATUS PROGRAM

The Know Your Status program is a prevention through education program aimed at lowering rates of sexually transmitted blood borne infections in central Saskatchewan. Throughout the pandemic, the program used innovative methods to bring education to rural communities when in-person education was not possible. The program held 12 public webinars, 15 privately requested webinars, 134 school presentations and 3 in-person events. The open presentations reached people all over Saskatchewan, from La Ronge to Regina, Lloydminster to Kamsack and even a handful of international participants in India and the United States. In total, 3,835 people participated and 6,824 received educational resources, including newsletters, presentations, brochures, videos and posters.

2020-21 also saw remarkable growth of the program's social media presence, reaching 27,979 viewers through Facebook, 35,698 through Twitter and 276 through Instagram. Know Your Status continued to network and build partnerships with other organizations, such as the Saskatoon Sexual Assault and Information Center and Prince Albert Grand Council. The program continued to partner with Ahtakakoop Cree Nation and Big River First Nation as part of the HIV Technical Working Group and as hosts of the annual forum.

CENTRAL TB PROGRAM

The Central TB Program supports tuberculosis treatment and surveillance and provides education and training to local healthcare providers and community members in 23 First Nation communities in central Saskatchewan. Through 2020-21 the program was primarily involved with the COVID response in STC communities. Although treating clients for active TB disease and latent TB infection remained the focus, the targeted pediatric screening program was put on hold and the annual Continuing Education Days event for TB program workers was downsized from a province-wide two-day event to four small group sessions in Saskatoon, Prince Albert, North Battleford and Regina.

MATERNAL CHILD HEALTH

STC's Maternal Child Health program enhances infant and child development and fosters healthy mothers and families. Weekly home visitors worked with 749 families in member communities in 2020-21, all while meeting public health regulations due to the pandemic. In addition to using an in-depth assessment tool to support ongoing planning, program staff used a new evaluation tool to help track short and long-term family outcomes. The program continued to prioritize prenatal and postpartum depression screenings in order to connect families to support and services.

2020-2021 MATERNAL CHILD HEALTH CLIENTS

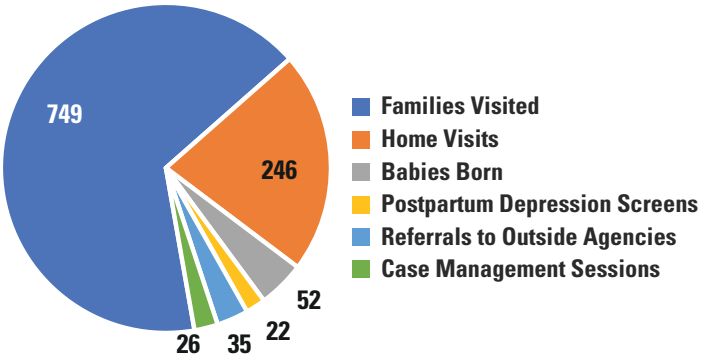

HOME & COMMUNITY CARE

The Home & Community Care program provides treatment, rehabilitation, health promotion and education services to help people live independently in their own homes. In 2020-21, the program supported 656 clients in six STC member communities—an increase of 175 clients compared to 2019-20. The large majority of these clients (86%) had a chronic condition and required long-term supportive care, while 14% required acute, rehabilitative or maintenance care.

Home & Community Care logged 13,430 hours in support of clients over 2020-21, a decrease over previous years due to the pandemic. At the same time, however, pandemic policy, protocols, plans and collaborative teams had to be developed and put in place to ensure client and staff safety. In-home HCC services were delivered according to the public health guidelines, while other services were provided via newly implemented virtual platforms, social media, telephone calls and mail outs. The program also assisted with COVID education, prevention and treatment as well as contact tracing, testing and vaccine administration in STC member communities. This increase in duties led to the hiring of additional nurses, home health aides and home care workers.

HOURS LOGGED IN PROVISION OF HOME CARE SERVICES, 2014-2021

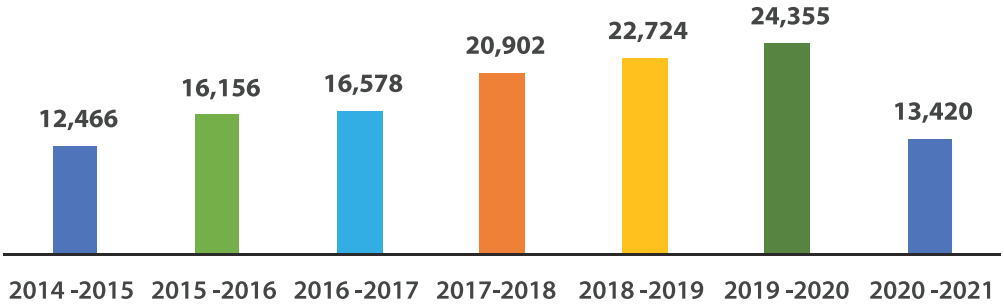

2020-2021 TYPE OF HOME CARE SERVICES

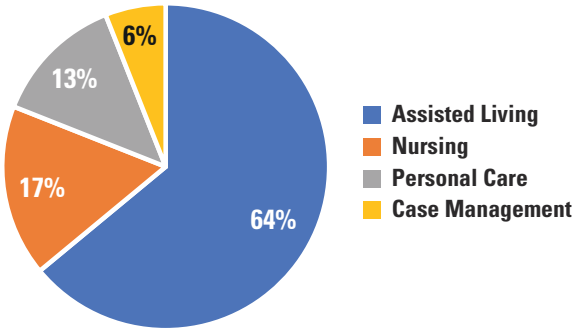

2020-2021 NUTRITION SERVICES, BY NUMBER OF PARTICIPANTS

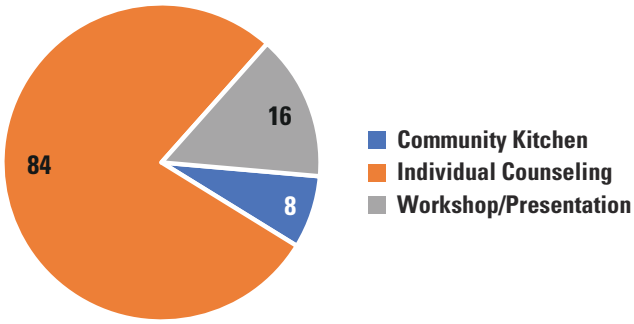

As part of Home & Community Care, the Aboriginal Diabetes Initiative continued to provide a community-based approach to diabetes prevention, education and management. STC community nutritionists collaborated with HCC staff to reduce the incidence of diabetes and encourage healthy communities.

NUTRITION SERVICES

Nutrition Services focused on health promotion, illness prevention, chronic/acute illness education and support and healthy pregnancy and infant nutrition. Although the COVID pandemic required a different approach, STC nutritionists were still able to make 142 visits to STC communities and deliver a variety of healthy eating educational activities in 2020-21. There was an increase in requests for support from Urban Services, including for STC Emergency Homes, Pathways to Wellness and White Buffalo Youth Lodge. Chronic disease management, school learn-to-cook programs and prenatal education remain a priority focus.

VIRTUAL NUTRITION PROGRAMMING

With STC communities implementing pandemic travel restrictions, community nutritionists pivoted to offering virtual programming, including online presentations, community kitchens and community bingos. Presentations included a daycare/school cooking workshop, nutrition and infant screening for Maternal Child Health workers and a nutrition and recovery presentation at the National Native Alcohol and Drug Abuse Program (NNADAP) regional conference. Community nutritionists were also featured on CTV Morning Live to discuss what STC was offering for nutrition programming during the pandemic.

A lesser known but vital service is providing assistance with grant applications to support food security initiatives in STC communities (e.g. school breakfast programs) and the STC Health Centre. Community nutritionists continued to work on developing and supporting relationships with local food organizations to improve access to nutritious food for STC Health Centre clients.

URBAN SUPPORT

Nutrition Services supported a variety of urban initiatives, including leading the Food Unit, delivering over 80 grocery orders to STC Emergency Homes, assisting during the closure of the City Centre Inn and packing backpacks for the White Buffalo Youth Lodge annual backpack giveaway.

SOCIAL MEDIA

The closure of offices, facilities and even community access due to the pandemic led to a serious food security issue for STC members. Social isolation and lost income put many families at risk. Nutrition Services responded by adapting services to provide telephone counselling and virtual education via the Nutrition Facebook page. Community nutritionists made over 300 posts, attracting more than 65,000 views as community members visited to get recipes, education, cooking and activity videos. Notable posts included an interview with a dentist on infant oral care and a holiday bake-off between STC community nutritionists and 13 community/tribal council dietitians.

ENVIRONMENTAL PUBLIC HEALTH PROGRAM

The Environmental Public Health (EPH) program identifies and prevents risks that could adversely impact the health of residents in STC member communities as well as Beardy's and Okemasis First Nation. In addition to providing environmental

2020-21 INSPECTIONS BY STC EPH OFFICER

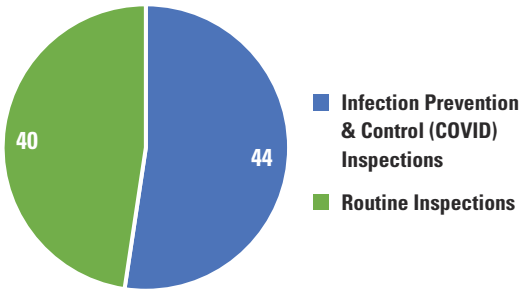

public health inspections and environmental monitoring (e.g. drinking water quality), the program evaluates facilities and practices related to infection prevention and control and offers recommendations to mitigate risk.

The COVID-19 pandemic significantly impacted Environmental Public Health inspections due to community-imposed limits on access to public facilities and individual homes. Despite the challenges, the Environmental Public Health officer carried out routine and COVID-19 infection prevention inspections in community schools, daycares, health centres, band offices, stores and other public facilities.

A significant amount of time was spent creating and distributing infection prevention and control documents, informational posters and workplace guidance documents to STC communities and worksites. Follow-up information and support was provided regarding positive COVID tests and associated responses in STC workplaces. Work was facilitated with STC Quality Assurance. High demand for advice related to COVID-19 in the workplace further highlighted the need for dedicated personnel with expertise in occupational health and safety and infection prevention and control.

Water quality monitors continued weekly water monitoring of community treated water systems, taking samples at water treatment plants, storage reservoir buildings and open public buildings. The pandemic prevented taking samples from homes and home cisterns, except at homes with outdoor cistern taps.

As part of the province's Safe Drinking Water Program, bacterial water samples and chlorine tests were conducted in STC member communities—although COVID-19 prevented access to a number of homes and cisterns. Consistent with previous years, approximately 75% of all wells were not sampled because of long-term water advisories. There were 41 Boil Water Advisories on treated water systems in seven communities, down from 64 the previous year. Also consistent with previous years, most were due to pressure losses caused by power outages on systems with no back-up generator, waterline/main breaks or mechanical issues.

2020-21 WATER QUALITY MONITORING

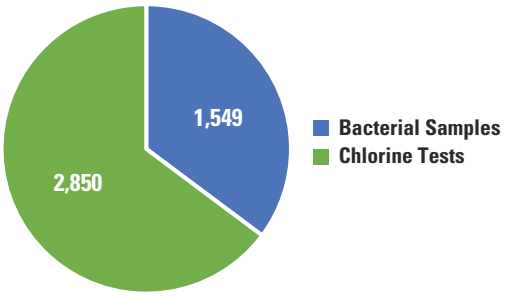

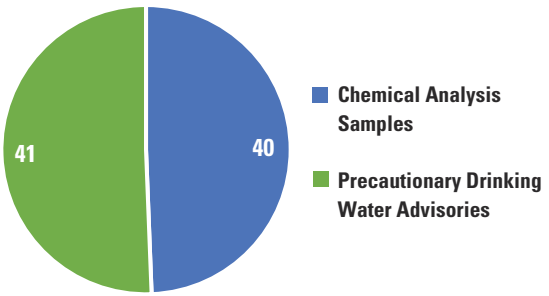

EMERGENCY RESPONSE PLANNING PROGRAM

The STC Emergency Response Planning (ERP) program provides advice, support and guidance to STC communities on emergency preparedness, management and response. The program has proved its value during the COVID-19 pandemic. The ERP played a leading role in overall coordination of STC's pandemic response, providing support and up-to-date information to communities as they implemented their own pandemic plans. The ERP was an important part of the STC's COVID-19 Planning Team, providing best practices and participating in planning and response initiatives.

INTEGRATED WELLNESS PROGRAM

Integrated Wellness includes the Living Well program and Community Addiction Prevention Program The Integrated Wellness Team delivers initiatives to address mental health and addiction issues in member communities, who in turn develop their own culturally relevant wellness services to meet the needs of their members. The intent is to develop wellness services within a holistic framework while attending to the four directions of the medicine wheel – emotional, physical, mental and spiritual.

The Integrated Wellness program served 1,734 new, repeat and ongoing clients in 2020-21, an increase over previous years. The majority were adults, who accounted for 78% of all clients, followed by youth (14%) and children (7%). Throughout the year, the Integrated Wellness team made 106 referrals to outside resources, engaged in 179 case consultations with other professionals, conducted 183 afterhours calls and spent 201 hours supporting other band employees.

INTEGRATED WELLNESS PROGRAM STATISTICS

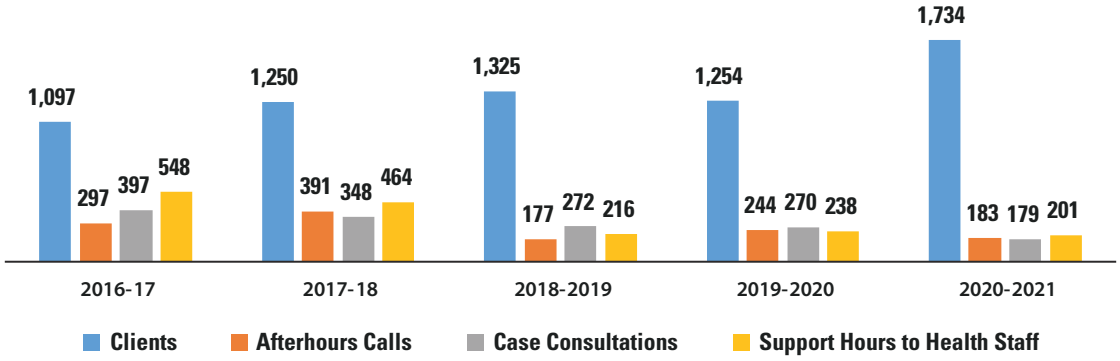

STC continued to collaborate and build partnerships, including Saskatoon's Safe Community Action Alliance and Community Safety and Wellbeing Partnership. In shared leadership with the Saweyihtotan program, STC Mental Health Services worked with community partners to provide coordinated access to mental health supports and help with navigating the acute care system. Mental health and addiction services within Integrated Wellness collaborated to create partnerships with STC Health, Education and Employment and Training Services. The Mental Health Wellness team provided second level clinical supervision, advisory and support services to member First Nations as well as virtual administrative supports through the pandemic.

The STC Mental Health Unit uses best practices to support entire communities as they develop resiliency and self-support mechanisms. Mental health services recognize traditional First Nation and Western approaches to service delivery and wellness, ensuring individuals are leading their own recovery journey. Culture is a key aspect of achieving optimal community mental wellness, and a key goal is to understand and infuse the values, teachings and cultural practices of First Nations people into all services provided by the unit.

Integrated Wellness also provided a number of certified training opportunities in 2020-21, including Critical Incident Stress Management (individual and group crisis intervention), conflict resolution skills, de-escalation and suicide prevention, interventions and postvention strategies.

CHILD AND FAMILY WELLBEING SERVICES

In 2019, STC signed a historic partnership agreement with the Ministry of Social Services—the first of its kind in Canadian history. The official signing ceremony for the funding agreement took place in 2021 with STC member chiefs and the federal minister of Indigenous Services. The agreement signifies a reconciliation approach to working together to enhance the safety of First Nations children and keep children within their own cultural territories. With this in place, STC

began negotiations with the federal government to bring forward the Progressive Model, a vision that honours the cultural values and autonomy of member First Nations in administering their own child and family services.

Under the funding arrangement, STC provides legislated child protection services to member First Nations by working collaboratively with child and family services in member communities. Communities receive funding to hire their own child and family services directors. Through 2020-21, the STC Demonstration Project Team supported communities as they advanced their goals and objectives. Technical Working Group meetings were held virtually to develop project indicators, data collection templates and assist in the development of second level clinical supports.

Throughout this pandemic year, the Demonstration Project Team continued to assist member communities advance their Demonstration Project goals and objectives. At a September 2020 session, communities identified their second level clinical support needs. Following this, positions were identified, job descriptions created and position priorities created – and all but one of the positions were filled by year-end. This enabled Child and Family Wellbeing Services to provide second level support services to STC communities to assist them in developing their own child and family services programs. Prevention programs and services funding has increased for each community to better address risk factors, promote early intervention services and reduce the need for formal child welfare protection responses. STC is committed to ensuring best practices and processes are in place to promote service and program excellence.

STC URBAN FAMILY SERVICES

STC Urban Family Services is a leader in providing culturally appropriate, strength-based child and family support services to the most vulnerable populations in Saskatoon. The medicine wheel and the Seven Sacred Teachings form the foundation of program design and service delivery. In a typical year, Urban Family Services delivers the PALS (Providers of Aboriginal Lifestyle Supports), CHUMS (Creative Healing for Urban Members), Children First and KidsFirst programs.

But 2020-21 was not a typical year as COVID-19 brought a temporary halt to many programs. Despite this, Urban Family Services found creative ways to deliver support services to 400 families, including 70 member First Nations. The Urban Family Services staff of 18 supported families via phone, text and other social platforms. Over 7,500 kits containing personal protective equipment (PPE), cleaning/hygiene items, traditional medicines and educational, literacy, arts, crafts, holiday, birthday, mental health and wellbeing resources were prepared and delivered. Staff also joined forces with CHEP and White Buffalo Youth Lodge to deliver 20 to 40 monthly food hampers to Saskatoon families.



Urban Family Services is grateful for the Elders who provided spiritual, emotional and mental support to staff and families through a challenging year.

24 HOUR HOMES

24 Hour Homes were busy in 2020-21 dealing with the operational impacts of Covid-19. All six homes remained fully operational, providing children and youth with a caring, nurturing environment when they need it most. Approximately 200 children and youth stayed with STC Homes, with stays averaging 82 days, or about three months. Approximately 80% of children identified as First Nation and 15% came from STC member communities. The majority (76%) transitioned to alternate care environments, while 26% transitioned to a parental or alternate family placement.

Quality care during the pandemic focused on increased supports for cultural programming, including beading, crafts, dance lessons and virtual holiday camps offered in partnership with St. Francis School and the Dream Brokers program. Growing awareness of the positive impacts of land-based activities on mental wellness inspired staff to increase outdoor activities, where physical distancing was possible. Weekend nature hikes along Chief Mistawasis trail and near Beaver Creek were staple activities.

Efforts were made to centralize the external circle of care, mitigating the pandemic risk while also increasing consistency of care. Staffing issues presented a challenge, as several staff left or opted for a temporary leave due to the pandemic. At the same time, the home is working in partnership with STC labour force development to build greater Indigenous childcare capacity. Through this partnership, 36 full-time, part-time and casual staff are currently enrolled in the Early Childhood Education course at Saskatchewan Polytechnic.

JORDAN'S PRINCIPLE

Jordan's Principle is a child-first principle named in memory of Jordan River Anderson, a First Nations child born with complex medical needs. Jordan spent his brief life in hospital because provincial and federal governments could not agree on who should pay for his at-home care. Jordan's Principle calls on the government of first contact to pay for services and seek reimbursement later. It is a commitment to ensure First Nations children get the support they need, when they need it.

In 2020-21, the Jordan's Principle team helped 82 families with approvals, including 71 urban families and 11 families from STC member communities. This low number of STC communities is a positive indication that on reserve service coordinators are assisting families with applications. The majority of applications were for educational learning devices (e.g. laptops) so children could learn online during the pandemic. Other applications included respite care, educational assistants, furniture and emergency assistance for nutrition and housing.

2020-2021 JORDAN'S PRINCIPLE COMMUNITIES SERVED BY NUMBER OF CASES

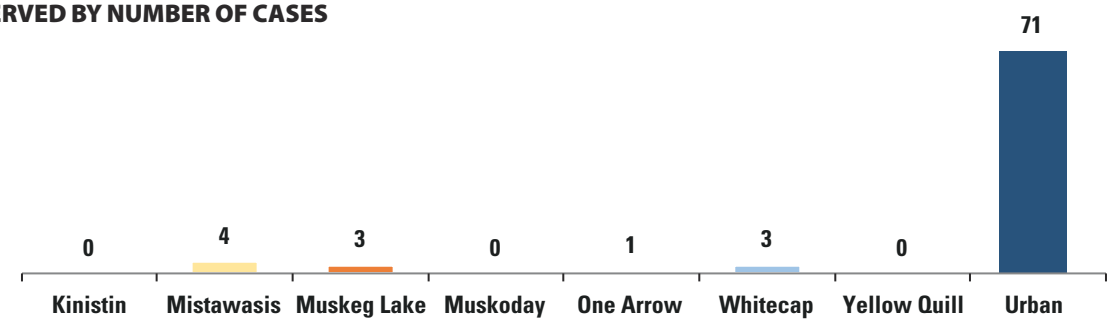

CRESS
HOUSING CORPORATION

Access to affordable housing remains a significant issue facing many First Nations people who move off-reserve to Saskatoon. Cress Housing Corporation plays an important part in addressing this issue. The corporation provides affordable housing options to assist Indigenous people in their transition to the city. We are also committed to nurturing potential solutions to the housing shortage facing our urban First Nation community.

Cress Housing has 388 affordable housing units, which house over 1,000 residents. At the end of December 2020, Cress Housing had received 1,300 applications for affordable housing, demonstrating once again that demand continues to exceed supply.

2020-2021 CRESS HOUSING STOCK

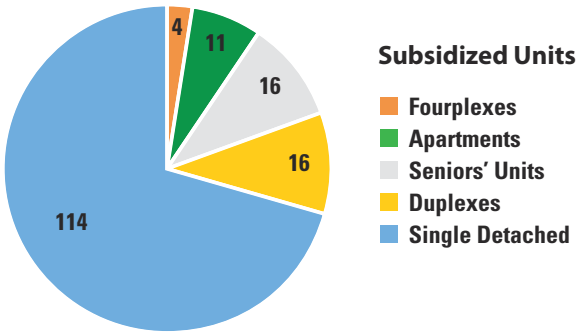

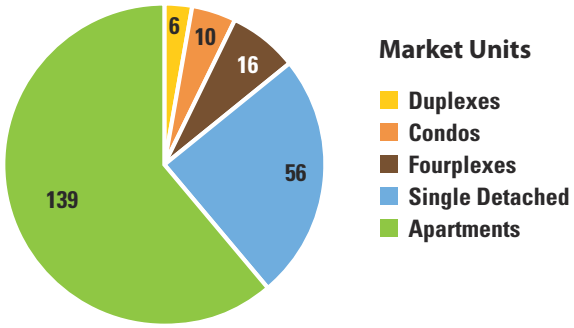

PRIORITIES

- The corporation continues to provide a fully furnished support residence at no cost for STC families staying in Saskatoon for medical treatment.
- The corporation's new custom software solution continues to pay benefits. The system meets internal data collection and analysis needs, while also providing operational efficiencies for the community, such as online rental applications and preauthorized debit for rent payments.
- Cress Housing continues to implement our Strategic Plan goals. This includes adhering to strong governance practices, measuring the results/impact of our activities, pursuing a sustainable student housing strategy, implementing orientation/training modules for tenants, and ensuring housing stock meets the needs of Cress stakeholders and First Nations people living in Saskatoon.

DAKOTA DUNES
COMMUNITY DEVELOPMENT CORPORATION

The Dakota Dunes Community Development Corporation is a not-for-profit corporation established in 2006. Since then, the corporation has grown from modest beginnings to today setting best practice for allocating revenue from First Nation gaming. Over the past decade, the corporation has allocated more than $67 million and supported approximately 3,700 initiatives and projects.

Dakota Dunes CDC members include the seven First Nation members of the Saskatoon Tribal Council—Kinistin Saulteaux Nation, Mistawasis Nehiyawak, Muskeg Lake Cree Nation, Muskoday First Nation, One Arrow First Nation, Whitecap Dakota First Nation and Yellow Quill First Nation.

The corporation's mandate is to invest in communities in its catchment area, including STC First Nations, Touchwood Agency Tribal Council, Fishing Lake First Nation and organizations located within a 75-kilometre radius of Whitecap Dakota First Nation.

2020-2021 DAKOTA DUNES CDC COMMUNITY INVESTMENT

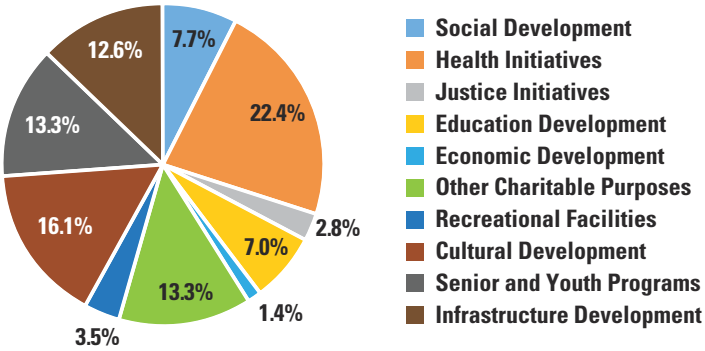

A PANDEMIC YEAR

2020 -21 was a difficult year for the Dakota Dunes CDC. In March 2020, the COVID-19 pandemic led to the closure of Dakota Dunes Casino to protect staff and guests. The casino was closed for most of the year, resulting in minimal revenue generation that in turn impacted the provision of grants. The provincial government stepped up to provide pandemic relief to community development corporations, which enabled the Dakota Dunes CDC to continue providing funding to communities and community-based organizations.

Looking ahead, the Dakota Dunes CDC will continue to focus support on culture, infrastructure and education as well as programming for First Nation youth and Elders. We will also continue to champion reconciliation. As a First Nations organization, we have the opportunity and the responsibility to help our community partners understand the principles outlined in the federal Truth and Reconciliation Commission Calls to Action.

DAKOTA DUNES
COMMUNITY DEVELOPMENT CORPORATION

For more information
visit www.dakotadunescdc.com

SASKATOON TRIBAL COUNCIL INC.

FINANCIAL STATEMENTS
MARCH 31, 2021

SASKATOON TRIBAL COUNCIL INC.

MANAGEMENT'S RESPONSIBILITY FOR FINANCIAL REPORTING

October 14, 2021

The accompanying financial statements of Saskatoon Tribal Council Inc. are the responsibility of management and have been approved by Board of Directors.

The financial statements have been prepared by management in accordance with Canadian public sector accounting standards prescribed for governments as recommended by the Public Sector Accounting Board and as such include amounts that are the best estimates and judgments of management.

Management is responsible for the integrity and objectivity of these statements and for implementing and maintaining a system of internal controls to provide reasonable assurance that reliable financial information is produced.

The Board of Directors is responsible for ensuring that management fulfills its responsibilities for financial reporting and internal control and is ultimately responsible for reviewing and approving the financial statements.

The Board of Directors meets periodically with management, as well as the external auditors, to discuss internal controls over the financial reporting process, auditing matters and financial reporting issues, to satisfy themselves that each party is properly discharging their responsibilities, and to review the financial statements and the external auditor's report.

The external auditors, PricewaterhouseCoopers LLP, conduct an independent examination, in accordance with Canadian auditing standards, and express their opinion on the financial statements. The external auditors have full and free access to financial management of Saskatoon Tribal Council Inc. and meet when required.

"Signed – Shantelle Watson"	"Signed – Hollis Zhang"
Shantelle Watson	Hollis Zhang
Chief Executive Officer	Chief Financial Officer

pwc

Independent auditor's report

To the Directors of Saskatoon Tribal Council Inc.

Our opinion

In our opinion, the accompanying financial statements present fairly, in all material respects, the financial position of Saskatoon Tribal Council Inc. (the Entity) as at March 31, 2021 and the results of its operations, changes in its net debt, its remeasurement gains and losses and its cash flows for the year then ended in accordance with Canadian public sector accounting standards.

What we have audited
The Entity's financial statements comprise:

- the statement of financial position as at March 31, 2021;
- the statement of changes in net financial assets for the year then ended;
- the statement of operations for the year then ended;
- the statement of cash flows for the year then ended; and
- the notes to the financial statements, which include significant accounting policies and other explanatory information.

Basis for opinion

We conducted our audit in accordance with Canadian generally accepted auditing standards. Our responsibilities under those standards are further described in the *Auditor's responsibilities for the audit of the financial statements* section of our report.

We believe that the audit evidence we have obtained is sufficient and appropriate to provide a basis for our opinion.

Independence
We are independent of the Entity in accordance with the ethical requirements that are relevant to our audit of the financial statements in Canada. We have fulfilled our other ethical responsibilities in accordance with these requirements.

Responsibilities of management and those charged with governance for the financial statements

Management is responsible for the preparation and fair presentation of the financial statements in accordance with Canadian public sector accounting standards, and for such internal control as

PricewaterhouseCoopers LLP
128 4th Avenue, Suite 600, Saskatoon, Saskatchewan, Canada S7K 1M8
T: +1 306 668 5900, F: +1 306 652 1315

"PwC" refers to PricewaterhouseCoopers LLP, an Ontario limited liability partnership.

management determines is necessary to enable the preparation of financial statements that are free from material misstatement, whether due to fraud or error.

In preparing the financial statements, management is responsible for assessing the Entity's ability to continue as a going concern, disclosing, as applicable, matters related to going concern and using the going concern basis of accounting unless management either intends to liquidate the Entity or to cease operations, or has no realistic alternative but to do so.

Those charged with governance are responsible for overseeing the Entity's financial reporting process.

Auditor's responsibilities for the audit of the financial statements

Our objectives are to obtain reasonable assurance about whether the financial statements as a whole are free from material misstatement, whether due to fraud or error, and to issue an auditor's report that includes our opinion. Reasonable assurance is a high level of assurance, but is not a guarantee that an audit conducted in accordance with Canadian generally accepted auditing standards will always detect a material misstatement when it exists. Misstatements can arise from fraud or error and are considered material if, individually or in the aggregate, they could reasonably be expected to influence the economic decisions of users taken on the basis of these financial statements.

As part of an audit in accordance with Canadian generally accepted auditing standards, we exercise professional judgment and maintain professional skepticism throughout the audit. We also:

- Identify and assess the risks of material misstatement of the financial statements, whether due to fraud or error, design and perform audit procedures responsive to those risks, and obtain audit evidence that is sufficient and appropriate to provide a basis for our opinion. The risk of not detecting a material misstatement resulting from fraud is higher than for one resulting from error, as fraud may involve collusion, forgery, intentional omissions, misrepresentations, or the override of internal control.
- Obtain an understanding of internal control relevant to the audit in order to design audit procedures that are appropriate in the circumstances, but not for the purpose of expressing an opinion on the effectiveness of the Entity's internal control.
- Evaluate the appropriateness of accounting policies used and the reasonableness of accounting estimates and related disclosures made by management.
- Conclude on the appropriateness of management's use of the going concern basis of accounting and, based on the audit evidence obtained, whether a material uncertainty exists related to events or conditions that may cast significant doubt on the Entity's ability to continue as a going concern. If we conclude that a material uncertainty exists, we are required to draw attention in our auditor's report to the related disclosures in the financial statements or, if such disclosures are inadequate, to modify our opinion. Our conclusions are based on the audit evidence obtained up to the date of our auditor's report. However, future events or conditions may cause the Entity to cease to continue as a going concern.

- Evaluate the overall presentation, structure and content of the financial statements, including the disclosures, and whether the financial statements represent the underlying transactions and events in a manner that achieves fair presentation.

We communicate with those charged with governance regarding, among other matters, the planned scope and timing of the audit and significant audit findings, including any significant deficiencies in internal control that we identify during our audit.

/s/PricewaterhouseCoopers LLP

Chartered Professional Accountants

Saskatoon, Saskatchewan
October 14, 2021

SASKATOON TRIBAL COUNCIL INC.

STATEMENT OF FINANCIAL POSITION

AS AT MARCH 31, 2021

	2021 $	2020 $
Assets		
Cash	8,858,472	6,362,205
Short-term investments	64,562	63,968
Accounts receivable (note 4)	1,318,390	874,593
Due from related parties (note 9)	1,270,297	1,122,355
	11,511,721	8,423,121
Liabilities		
Accounts payable and accrued liabilities (note 6)	3,691,953	2,885,709
Due to related parties (note 9)	1,446,371	1,405,042
Deferred revenue (note 7)	6,064,734	3,764,346
Long-term debt (note 8)	12,137	24,274
	11,215,195	8,079,371
Net Financial Assets	296,526	343,750
Non-financial assets		
Prepaid expenses	60,141	33,117
Tangible capital assets (note 5)	26,020	71,288
	86,161	104,405
Accumulated surplus	382,687	448,155

Contingent liabilities (note 15)

Approved by the Board of Directors

"Signed – Kelly Wolfe" Director "Signed – Daryl Watson" Director

The accompanying notes are an integral part of these financial statements.

SASKATOON TRIBAL COUNCIL INC.

STATEMENT OF CHANGES IN FINANCIAL ASSETS

FOR THE YEAR ENDED MARCH 31, 2021

	Budget $	2021 $	2020 $
Annual surplus (deficit)	(13,007)	(65,468)	(32,952)
Tangible capital asset amortization (note 5)	-	45,268	45,268
Net change in prepaid expenses	-	(27,024)	35,265
Change in net financial assets	(13,007)	(47,224)	47,581
Net financial assets – Beginning of year	343,750	343,750	296,169
Net financial assets – End of year	330,743	296,526	343,750

The accompanying notes are an integral part of these financial statements.

SASKATOON TRIBAL COUNCIL INC.

STATEMENT OF OPERATIONS

FOR THE YEAR ENDED MARCH 31, 2021

	Budget $	2021 $	2020 $
Revenue			
Indigenous Services Canada	10,053,260	7,598,263	8,233,293
STC Health & Family Services Inc. (note 9)	649,969	795,319	650,386
Pathways to Education	1,017,000	699,852	629,602
STC Urban First Nations Services Inc. (note 9)	460,106	457,148	484,329
Dakota Dunes Community Development Corporation (note 9)	285,474	452,441	527,218
Saskatchewan Indian Institute of Technology	413,624	487,327	503,374
Department of Justice Canada	260,421	272,131	252,970
School Divisions	255,000	180,088	220,587
Saskatchewan Justice	152,238	151,051	143,961
STC Casino Holdings Limited Partnership (note 9)	142,500	104,960	225,000
Saskatchewan Government Insurance	98,349	89,843	96,371
Other Income	339,539	86,161	323,714
Nutrien	354,100	63,675	497,933
First Nations Trust	163,075	50,000	-
Building Bridges for the Future of Saskatoon	-	49,872	671
Cress Housing Corporation (note 9)	120,517	48,862	133,444
STC Industrial Contracting Limited Partnership (note 9)	-	30,000	30,000
STC Investments Limited Partnership (note 9)	30,000	30,000	57,597
Saskatchewan First Nations Tech Services Coop	25,000	23,003	16,639
Saskatchewan Lotteries	48,100	17,905	45,600
SaskEnergy	48,500	15,662	48,500
Whitecap Dakota First Nation	32,650	13,834	-
Interest	10,000	13,436	31,852
Service Canada	14,000	10,740	10,573
Canada Mortgage & Housing Corp	-	-	17,300
Muskeg Lake Cree Nation	29,975	-	26,170
Muskoday First Nation	30,057	-	9,978
Sask Sport	10,000	-	10,000
SaskCulture	10,000	-	25,941
Fundraiser	22,000	-	51,467
Yellow Quill First Nation	-	-	13,500
	15,075,454	11,741,573	13,317,970

SASKATOON TRIBAL COUNCIL INC.

STATEMENT OF OPERATIONS (CONTINUED)

FOR THE YEAR ENDED MARCH 31, 2021

	Budget $	2021 $	2020 $
Expenditures (notes 9 and 11)			
Education	3,366,609	2,889,362	2,806,221
Pre-Employment Supports Program	1,477,548	1,065,835	1,103,428
Pathways to Education	924,546	639,598	577,808
Corporate Services	552,230	598,319	550,480
Employment & Training Services (ISETS)	413,624	487,327	503,374
Governance	429,142	431,664	376,787
Justice	412,659	417,182	393,728
Urban Program Indigenous Program - COVID-19	-	411,901	25,955
Building (sublease)	367,572	409,137	372,777
Economic Development	439,200	374,591	360,557
Education Partnership Program Advancement	1,344,286	374,230	955,923
Technical Services	616,413	367,953	378,192
Tribal Council Funding Advisors	356,418	334,689	324,072
Education Partnership Program: Structural Readiness	1,136,688	328,567	572,423
Treaty Office	299,536	306,308	398,041
Special Education	352,434	300,850	393,494
Information Technology	293,658	286,329	302,232
Community Opportunity Readiness Program	-	250,000	-
Specific Projects	198,391	210,000	342,384
Administration	403,594	197,270	240,771
Finance Services	202,804	137,902	232,587
Family Violence	140,000	129,154	140,000
Housing Circuit Rider Training	263,890	126,272	133,833
Invitational Shared Services Initiative Grad Mentor NESD	145,000	99,538	88,626
Circuit Rider Training Program	174,261	84,242	162,000
Emergency Management Assistance	-	83,511	120,880
SGI Traffic Safety	88,349	79,843	86,371
Invitational Shared Services Initiative Grad Mentor GSCS	72,500	72,008	103,232
Youth, Sport, Culture & Recreation	185,100	65,653	248,028
Band Employee Benefits	-	57,153	60,476
Youth Entrepreneurship	82,000	46,814	155,802
Regional Education Agreements	-	39,863	11,444
Capital Planning – School Assessments	101,847	37,223	106,253
Nation Rebuilding	-	23,226	35,807
Skills Link/Work Experience	27,062	14,774	39,874
Nutrien Industry Partnership	170,000	12,689	52,183
Government Capacity Development	10,000	8,180	10,000
Super Saturday	41,100	5,100	176,228
Systems and data	-	2,575	4,717
Career Fair	-	209	5,722
First Nations Student Success Program	-	-	238,660
New Paths	-	-	88,351
Connectivity	-	-	39,986
CRTP Operation Continuing Education	-	-	15,461
Advisor Service	-	-	12,504
SAHC	-	-	3,250
	15,088,461	11,807,041	13,350,922
Operating surplus (deficit) for the year	(13,007)	(65,468)	(32,952)
Accumulated surplus – Beginning of year	448,115	448,155	481,107
Accumulated surplus – End of year	435,108	382,687	448,155

Segment disclosure (note 14)

The accompanying notes are an integral part of these financial statements.

SASKATOON TRIBAL COUNCIL INC.

STATEMENT OF CASH FLOWS

FOR THE YEAR ENDED MARCH 31, 2021

	2021 $	2020 $
Cash provided by (used in)		
Operating activities		
Operating surplus (deficit) for the year	(65,468)	(32,952)
Items not affecting cash		
Amortization (note 5)	45,268	45,268
	(20,200)	12,316
Changes in non-cash working capital items		
Short-term investments	(594)	(166)
Accounts receivable	(443,797)	239,507
Accounts payable and accrued liabilities	806,244	(873,406)
Deferred revenue	2,300,388	825,191
Prepaid expenses	(27,024)	35,265
	2,615,017	238,707
Financing activities		
Change in long-term debt	(12,137)	(12,137)
Changes in due from relates parties	(147,942)	(356,456)
Changes in due to relates parties	41,329	545
	(118,750)	(368,048)
Net change in cash during the year	2,496,267	(129,341)
Net cash – Beginning of year	6,362,205	6,491,546
Net cash – End of year	8,858,472	6,362,205

The accompanying notes are an integral part of these financial statements.

1 Description of business

Saskatoon Tribal Council Inc. (the Corporation) comprises Mistawasis Nehiyawak, Whitecap Dakota, Kinistin, Muskeg Lake, Muskoday, Yellow Quill and One Arrow First Nations and operates under written Principles of Agreement for the benefit of the member First Nations. The Corporation was incorporated on February 15, 1989 under the Non-Profit Corporations Act of Saskatchewan and is not subject to income tax under the provisions of paragraph 149(1) (d.5) of the Income Tax Act (Canada).

2 Summary of significant accounting policies

Basis of accounting

These financial statements have been prepared in accordance with Canadian generally accepted accounting principles for government, as defined in the Public Sector Accounting Standards as issued by the Public Sector Accounting Board and include the following significant accounting policies.

Use of estimates

The preparation of financial statements in conformity with Canadian Public Sector Accounting Standards (PSAS) requires management to make estimates and assumptions that affect the reported amounts of assets, liabilities, revenues and expenses during the year. Estimates are based on the best information available at the time of preparation of the financial statements and are reviewed annually to reflect new information as it becomes available. Significant items subject to estimates and assumptions include: the valuation of accounts receivable and due from relates parties. Actual results could differ from those estimates.

Revenue recognition

Revenues are recognized in the period in which the transactions or events occurred that gave rise to the revenues. All revenues are recorded on an accrual basis, except when the accruals cannot be determined with a reasonable degree of certainty or when their estimation is impracticable.

Government transfers are recognized as revenues when the transfer is authorized and any eligibility criteria are met, except to the extent that transfer stipulations give rise to an obligation that meets the definition of a liability. Transfers are recognized as deferred revenue when transfer stipulations give rise to a liability. Transfer revenue is recognized in the statement of operations as the stipulation liabilities are settled.

Contributions from other sources are deferred when restrictions are placed on their use by the contributor, and are recognized as revenue when used for the specific purpose.

Revenue related to fees or services received in advance of the fee being earned or the service performed is deferred and recognized when the fee is earned or service performed.

Cash

Cash includes cash on hand, balances with banks net of bank overdrafts and term deposits having a maturity of three months or less at acquisition, which are held for the purpose of meeting short-term cash commitments.

Employee benefit plans

The Corporation participates in a defined contribution pension plan for eligible employees. Under the defined contribution plan, the Corporation's obligations are limited to its contributions. The pension costs are charged to operations as contributions are due and payable.

The obligations for vacation pay and banked time in lieu of overtime have been accounted for at an undiscounted value at the current rate of pay.

Tangible capital assets and amortization

Tangible capital assets include acquired, built, developed and improved tangible capital assets, whose useful lives extend beyond one year and which are intended to be used on an ongoing basis for delivering services.

Tangible capital assets are initially recorded at cost and are amortized over their expected useful lives using the straight-line method:

Office equipment and furnishing	5 years
Computer equipment and software	3.33 years
Leasehold improvements	5 years
Equipment	3.33 years
Vehicles	3.33 years

Tangible capital assets are written down when conditions indicate that they no longer contribute to the Corporation's ability to provide goods and services or when the value of future economic benefits associated with tangible capital assets is less than their net book value.

Donated assets

Donated assets are recorded at fair value when fair value can be reasonably estimated.

Financial instruments

The Corporation initially measures its financial assets and financial liabilities at fair value, except for certain instruments originated or acquired in related party transactions. The Corporation subsequently measures all its financial assets and financial liabilities at amortized cost, except for equity investments quoted in active markets and derivative financial instruments, which are measured at fair value. Changes in fair value are recognized in net income.

Financial assets measured at amortized cost include cash, short-term investments, accounts receivable and due from related parties. Financial liabilities measured at amortized cost include accounts payable and accrued liabilities and due to related parties.

Transaction costs on financial assets and liabilities measured at amortized cost are adjusted against the carrying value of the related asset or liability and then recognized over the expected life of the instrument using the straight-line method. Transaction costs on equity investments quoted in active markets are recognized immediately in the statement of operations.

At the end of each reporting period, the Corporation assesses whether there are any indications that a financial asset measured at amortized cost may be impaired. If there are indicators of impairment, and the Corporation determines there has been a significant adverse change in the expected amount or timing of future cash flows, the carrying amount of the asset is reduced to the higher of the expected cash flows expected to be generated by holding the asset, discounted using a current market rate of interest, and the amount that could be realized by selling the asset at the statement of financial position date

3 Transfer of health programs to STC Health & Family Services Inc.

Effective April 1, 2002, the administration of all health programs (Health Services, Daycare, Mental Health, Tuberculosis and Home Care) was transferred from the Corporation to STC Health & Family Services Inc. Funding received prior to this transfer of $1,271,003 (2020 – $1,271,003) remains owing to STC Health & Family Services Inc. as at March 31, 2021, and is anticipated to be transferred to STC Health & Family Services Inc. in future years.

4 Accounts receivable

	2021 $	2020 $
Dakota Dunes Community Development Corp	435,164	358,219
Saskatchewan Indian Institute of Technologies	135,872	38,854
Building Bridges for the Future of Saskatoon	113,290	-
North East School Division	105,000	-
Nawigizigweyas Education Centre	93,985	-
Kinistin Saulteaux Nation	86,756	11,874
Canada Revenue Agency	79,697	75,511
Muskeg Lake Cree Nation	60,790	45,405
First Nations Trust	50,985	-
SaskEnergy	48,500	-
Muskoday First Nation	45,935	29,875
Cress Housing Corporation	18,777	62,368
City of Saskatoon	16,250	-
Saskatchewan First Nations Technical Services Co-op	14,807	3,798
Whitecap Dakota First Nation	9,515	9,515
Mistawasis Nehiyawak	3,067	-
One Arrow First Nation	-	2,095
Canada Mortgage & Housing	-	4,288
Department of Justice Canada	-	26,042
Greater Saskatoon Catholic Schools	-	73,958
Indigenous Services Canada	-	68,898
Staff Receivables	-	99
STC Casino Holdings Limited Partnership	-	45,633
Yellow Quill First Nation	-	18,161
	1,318,390	874,593

5 Tangible capital assets

	Computer equipment and software $	Office equipment and furnishings $	Leasehold improvements $	Equipment $	Vehicles $	2021 Total $
Cost						
Beginning of the year	486,284	534,040	163,226	63,509	214,043	1,461,102
Additions	-	-	-	-	-	-
Disposals	-	-	-	-	-	-
End of the year	486,284	534,040	163,226	63,509	214,043	1,461,102
Accumulated amortization						
Beginning of the year	486,284	534,040	163,226	63,509	142,755	1,389,814
Amortization	-	-	-	-	45,268	45,268
Disposals	-	-	-	-	-	-
End of the year	486,284	534,040	163,226	63,509	188,023	1,435,082
	-	-	-	-	26,020	26,020

	Computer equipment and software $	Office equipment and furnishings $	Leasehold improvements $	Equipment $	Vehicles $	2020 Total $
Cost						
Beginning of the year	486,284	534,040	163,226	63,509	214,043	1,461,102
Additions	-	-	-	-	-	-
Disposals	-	-	-	-	-	-
End of the year	486,284	534,040	163,226	63,509	214,043	1,461,102
Accumulated amortization						
Beginning of the year	486,284	534,040	163,226	63,509	97,487	1,344,546
Amortization	-	-	-	-	45,268	45,268
Disposals	-	-	-	-	-	-
End of the year	486,284	534,040	163,226	63,509	142,755	1,389,814
	-	-	-	-	71,288	71,288

6 Accounts payable

	2021 $	2020 $
Mistawasis Nehiyawak	557,813	283,122
Trade Payables	426,029	455,188
Other	415,720	530,014
One Arrow First Nation	358,203	240,492
Muskeg Lake Cree Nation	354,794	211,628
Kinstin Saulteaux Nation	299,084	181,112
Indigenous Services Canada	244,080	244,080
Nawigizigweyas Education Centre	205,193	103,452
Accrued Holiday Pay	204,354	300,612
Dakota Dunes Community Development Corp	147,402	151,902
STC Urban First Nations Services Inc.	143,935	-
Muskoday First Nation	135,563	92,146
Yellow Quill First Nation	104,969	69,938
STC Health & Family Service Inc.	38,944	-
Whitecap Dakota First Nation	26,044	17,842
Cress Housing Corporation	20,845	-
Building Bridges for the Future Inc.	4,800	-
Saskatchewan Indian of Institute of Technologies	4,181	4,181
	3,691,953	2,885,709

7 Deferred revenue

	Balance – Beginning of year $	Recognized $	Amount deferred $	Balance – End of year $
Indigenous Services Canada	2,870,962	(2,693,425)	4,590,541	4,768,078
Other sources	893,384	(471,158)	874,430	1,296,656
	3,764,346	(3,164,583)	5,464,971	6,064,734

8 Long-term debt

	2021 $	2020 $
Toyota Financial Services financed loan; repayable in monthly blended payments of principal and interest of $1,011, at a rate of 3.49%, maturing on March 31, 2022	12,137	24,274
Less: Current portion	12,137	12,137
	-	12,137

9 Related parties

Related party transactions are recorded at the exchange amount as agreed to by the related parties. All parties noted below are related by common control of the Saskatoon Tribal Council member First Nations.

Other than items specifically disclosed elsewhere in the financial statements and notes, the following is a list of significant related party transactions.

	2021 $	2020 $
STC Urban First Nations Services Inc.		
Revenue – Administration and contracted services	457,148	484,329
Due to related parties	13,000	84,020
Due from related parties	1,118,701	931,952
Building Bridges for the Future Inc.		
Due to related parties	150,014	47,950
Cress Housing Corporation		
Revenue – Administration and contracted services	48,862	133,444
STC Health & Family Services Inc.		
Revenue – Administration and contracted services	795,319	650,386
Due to related parties	17,154	83,089
Due to related parties – funding (note 3)	1,271,003	1,271,003
Due from related parties	121,596	114,770
STC Industrial Contracting Limited Partnership		
Revenue – Administration and contracted services	30,000	30,000
Due from related parties	30,000	30,000
STC Investments Limited Partnership		
Revenue – Administration and contracted services	30,000	57,597
STC Casino Holdings Limited Partnership		
Revenue – Administration and contracted services	104,960	225,000
Dakota Dunes Community Development Corporation		
Revenue – Administration and contracted services and grants	452,441	527,218

10 Operating line of credit

The Corporation maintains an authorized line of credit of $250,000 (2020 – $250,000), of which $nil was drawn on as at March 31, 2021. Interest on outstanding credit is calculated at the prime rate plus 1%, which at year-end was 4.95% (2020 – 4.95%). The line of credit is secured by the Corporation's funding agreement with Indigenous Services Canada.

11 Expenditures by object

	Budget $	2021 $	2020 $
Member First Nations Program payments	4,638,607	4,130,586	4,370,652
Employee salaries	4,238,243	3,200,202	3,592,629
Specific project payments	2,262,267	1,971,141	2,203,939
Rent	755,518	680,665	551,737
Consulting/contract fees	719,443	249,010	548,844
Employee benefits	567,160	344,322	383,001
Meetings and workshops	290,903	145,578	333,187
Board honorarium and travel	342,880	303,224	310,493
Travel	195,791	41,928	187,997
Professional fees	176,454	129,165	138,857
Vehicles	163,178	114,399	106,156
Advertising	155,500	61,059	68,335
Computer support	45,748	43,382	68,308
Professional development	88,957	8,575	66,062
Strategic planning	35,842	-	49,812
Copier and fax machines	54,067	36,453	49,217
SaskEnergy Partnership	48,500	15,661	48,500
Supplies and materials	76,849	37,720	45,712
Equipment	56,500	75,349	45,391
Amortization	-	45,268	45,268
Elders/Senators	49,106	76,646	38,105
Telephone	48,255	42,215	37,573
Interest and service charges	19,683	17,439	17,153
Repairs and maintenance	1,700	13,506	12,960
Postage	9,000	6,663	8,778
Coffee / water coolers	8,810	3,654	8,641
Donations	29,000	6,166	7,134
Insurance	10,500	7,065	6,481
	15,088,461	11,807,041	13,350,922

12 Risk management

The Corporation's financial instruments expose it to a variety of financial risks.

Credit risk

Credit risk is the risk one party to a financial instrument will cause a financial loss for the other party by failing to discharge an obligation. Financial instruments that potentially subject the Corporation to credit risk consist principally of cash, short-term investments, accounts receivable and due from related parties.

The Corporation's cash and short term investments are maintained at major financial institutions; therefore, the Corporation considers the risk of non-performance of these instruments to be remote.

The majority of the Corporation's due from related parties are due from related parties that have sufficient cash to pay the balances, while accounts receivable are primarily due from various levels of government and as such collection is reasonably assured. The Corporation believes the credit risk related to these receivables is low.

Liquidity risk

Liquidity risk is the risk the Corporation will not be able to meet its financial obligations as they come due. Liquidity risk also includes the risk of not being able to liquidate assets in a timely manner at a reasonable price. The Corporation is exposed to liquidity risk as a result of being economically dependent on funding from Indigenous Services Canada. The Corporation's approach to managing liquidity is to ensure that it has sufficient cash flows available to fund its operations and to meet its obligations when due, under both normal and stressed circumstances.

Market risk

Market risk is the risk the fair value or future cash flows of a financial instrument will fluctuate because of changes in market prices. Market risk comprises the three types of risk: interest rate risk, currency risk and other price risk. The Corporation is exposed to interest rate risk.

Interest rate risk

Interest rate risk is the risk the value of a financial instrument might be adversely affected by a change in the interest rate. Changes in market interest rates may have an effect on the cash flows associated with some financial assets and liabilities, known as interest rate risk, and on the fair value of other financial assets or liabilities, known as fair value risk. The Corporation's exposure to interest rate risk was as follows:

- line of credit (note 10) – floating interest rate;
- short-term investments – fixed interest rate; and
- long-term debt (note 8) – fixed interest rate.

13 Pension plan

The Corporation provided a defined contribution plan for eligible members of tis staff. Members are required to contribute a portion of their salary, with the Corporation matching a portion of this contribution. The pension expense in the current year was $122,600 (2020 – $140,668). The benefits accrued to the Corporation's employees are calculated based upon salary, years of service and employment level.

14 Budgeted figures

Unaudited budgeted figures have been provided for comparison purposes and have been derived from the estimates approved by the Board of Directors.

15 Contingent liabilities

The Corporation has entered into contribution agreements with various federal government departments. Funding received under these contribution agreements is subject to repayment if the Corporation fails to comply with the terms and conditions of the agreements.

16 COVID-19

In March 2020, the World Health Organization characterized the outbreak of the COVID-19 virus as a global pandemic. As at March 31, 2021, the COVID-19 pandemic had not yet had a significant impact on the Corporation; therefore, no adjustments have been recorded in the financial statements relating to this crisis for the year then ended. Management has assessed that there are no significant disclosures to make with respect to any changes to assets or liabilities in the subsequent period. As it is not yet known when public health restrictions will be removed, nor the long-term impact of COVID-19, it is not possible to estimate any financial impact of this event on the Corporation's financial results subsequent to March 31, 2021.

17 Segment disclosure

The Corporation provides a range of services to its members. For management reporting purposes, operations and activities are organized and reported by department. The segments of the Corporation and the services provided by each are as follows:

- Governance – handles the finances and administration including support to the Board and all other departments. The department provides internal support and central services to ensure the efficient and effective operation of the Tribal Council;
- Education – includes all second level services and direct services for the member first nation schools;
- Economic Development and Training – includes CEDO funds, CEOP projects, Pre-employment Support Program and aboriginal skills and employment training initiatives to member first nations;
- Infrastructure Services – includes advisory services to member first nations in the areas of housing, infrastructure, water treatment and facility maintenance;
- Justice – includes community justice initiatives; and
- Other – includes a variety of other programs including recreation and special projects.

For each segment separately reported, the segment revenue and expenses represent both amounts that are directly attributable to the segment. Administration transfers represent internal cost sharing charges that are allocated on a reasonable basis. The presentation by segment is based on the same accounting policies as described in note 2. Segment results are as follows:

	Governance			Education			Economic Development and Training		
	Budget $	2021 $	2020 $	Budget $	2021 $	2020 $	Budget $	2021 $	2020 $
Revenues									
Federal government transfers	384,497	383,010	397,036	6,472,487	4,125,400	5,193,038	2,389,824	2,230,045	2,026,811
Provincial government transfers	48,500	15,662	48,500	10,000	-	25,941	-	-	-
Provincial School Divisions	-		-	225,000	180,087	200,586	-	-	-
Building Bridges for the Future	-	41,934	-	-	-	-	-	-	-
Cress Housing Corporation	20,000	20,000	21,933	-	-	-	-	-	-
Member First Nations	-	-	-	-	-	20,398	-	-	-
Dakota Dunes CDC	159,994	286,847	274,226	-	-	-	-	-	-
STC Casino Holdings LP	142,500	104,960	225,000	-	-	-	-	-	-
STC Health & Family Services Inc.	415,000	495,041	382,239	-	-	-	-	-	-
STC Industrial Contracting LP	-	30,000	30,000	-	-	-	-	-	-
STC Investments LP	30,000	30,000	30,000	-	-	-	-	-	27,597
STC Urban First Nations Services Inc.	416,000	417,921	443,810	-	-	-	-	-	-
Other income	292,224	32,851	95,355	1,073,000	699,852	743,972	170,000	19,849	52,183
	1,908,715	1,858,226	1,948,099	7,780,487	5,005,339	6,183,935	2,559,824	2,249,894	2,106,591
Expenditures									
Salaries, wages and benefits	1,524,142	1,350,697	1,334,436	2,551,973	1,457,994	1,643,245	79,985	83,573	81,342
Travel	75,980	28,274	58,884	135,931	61,116	107,850	34,717	20,969	24,341
Rent	68,258	69,570	65,640	152,110	114,541	98,761	22,278	20,365	20,020
Office costs	180,553	140,157	173,130	52,200	10,083	12,271	1,500	720	720
Professional fees	75,300	150,941	161,497	309,057	134,416	369,728	44,954	-	6,932
Meetings, training and workshops	89,139	89,185	130,760	157,854	46,896	195,254	61,100	4,191	37,116
Board, elder and senator fees	388,610	377,622	346,083	-	-	-	1,576	-	893
First Nation project payments	-	-	-	2,496,836	2,614,799	2,803,240	1,669,138	1,302,977	1,309,204
Specific projects	-	-	-	1,314,203	276,777	600,827	574,624	756,205	538,658
Supplies	27,400	13,218	23,688	31,899	8,155	11,916	2,000	231	967
Furniture and equipment	10,500	43,561	41,256	10,000	5,587	1000	3,000	-	-
Advertising	49,000	46,606	38,320	130,000	13,651	32,076	5,500	1,418	5,073
Other	48,500	15,663	98,309	-	-	-	-	-	-
	2,537,382	2,325,494	2,472,003	7,342,063	4,744,015	5,876,168	2,500,372	2,190,649	2,025,266
Administration transfer	528,682	449,893	510,145	(438,424)	(261,324)	(307,767)	(59,452)	(59,452)	(59,452)
Surplus (deficit) for the year	(99,985)	(17,375)	(13,759)	-	-	-	-	(207)	21,873

	Infrastructure Service			Justice			Other		
	Budget $	2021 $	2020 $	Budget $	2021 $	2020 $	Budget $	2021 $	2020 $
Revenues									
Federal government transfers	938,598	635,868	634,577	260,421	272,131	252,970	281,478	711,267	485,355
Provincial government transfers	-	-	-	250,587	240,894	240,331	58,100	17,905	55,600
Provincial School Divisions	-	-	-	-	-	-	30,000	-	20,000
Building Bridges for the Future	-	-	-	-	-	-	-	7,938	-
Cress Housing Corporation	-	-	-	-	-	-	33,017	7,464	31,185
Member First Nations	101,681	-	6,880	-	-	-	-	-	-
Dakota Dunes CDC	-	-	-	-	-	-	125,480	165,594	246,991
STC Health & Family Services Inc.	-	-	-	-	-	-	234,969	300,278	243,147
STC Urban First Nations Services Inc.	-	-	-	-	-	-	44,106	39,227	40,520
First Nations Trust	-	-	-	-	-	-	163,075	50,000	-
Other income	119,500	44,401	154,346	-	-	-	185,416	135,147	667,443
	1,159,779	680,269	795,803	511,008	513,025	493,301	1,155,641	1,434,820	1,790,241
Expenses									
Salaries, wages and benefits	526,573	378,805	476,771	206,039	198,636	204,580	95,224	74,819	150,805
Travel	85,325	31,466	68,998	26,016	14,297	26,133	1,000	205	7,948
Rent	131,000	121,536	34,893	14,300	13,149	13,064	367,572	341,503	319,359
Office costs	7,000	5,320	5,625	1,450	3,825	1,389	720	25,837	21,302
Professional fees	156,666	4,207	40,680	-	-	-	45,000	88,611	108,864
Meetings, training and workshops	80,000	3,509	26,896	8,253	10,146	8,706	1,000	-	516
Board, elder and senator fees	-	-	-	1,800	1,797	1,622	-	-	-
First Nation project payments	-	-	-	240,600	238,133	223,212	35,000	-	34,996
Specific projects	20,000	150	15,461	-	-	-	607,556	913,699	1,133,447
Supplies	15,000	4,145	2,421	2,550	1,618	1,394	-	-	-
Furniture and equipment	33,000	56,046	48,403	-	15,424	-	-	-	-
Advertising	-	-	-	-	-	-	-	-	-
Other	-	-	-	-	-	-	-	-	-
	1,054,564	605,184	720,148	501,008	497,025	480,100	1,153,072	1,444,674	1,777,237
Administration transfer	(105,215)	(102,978)	(103,550)	(10,000)	(16,000)	(13,201)	(2,569)	(10,139)	(26,175)
Surplus (deficit) for the year	-	(27,893)	(27,895)	-	-	-	-	(19,993)	(13,171)

STC HEALTH AND FAMILY SERVICES INC.

FINANCIAL STATEMENTS
MARCH 31, 2021

STC HEALTH & FAMILY SERVICES INC.

MANAGEMENT'S RESPONSIBILITY FOR FINANCIAL REPORTING

October 15, 2021

The accompanying financial statements of STC Health & Family Services Inc. are the responsibility of management and have been approved by Board of Directors.

The financial statements have been prepared by management in accordance with Canadian public sector accounting standards prescribed for governments as recommended by the Public Sector Accounting Board and as such include amounts that are the best estimates and judgments of management.

Management is responsible for the integrity and objectivity of these statements and for implementing and maintaining a system of internal controls to provide reasonable assurance that reliable financial information is produced.

The Board of Directors is responsible for ensuring that management fulfills its responsibilities for financial reporting and internal control and is ultimately responsible for reviewing and approving the financial statements.

The Board of Directors meets periodically with management, as well as the external auditors, to discuss internal controls over the financial reporting process, auditing matters and financial reporting issues, to satisfy themselves that each party is properly discharging their responsibilities, and to review the financial statements and the external auditor's report.

The external auditors, PricewaterhouseCoopers LLP, conduct an independent examination, in accordance with Canadian auditing standards, and express their opinion on the financial statements. The external auditors have full and free access to financial management of STC Health & Family Services Inc. and meet when required.

"Signed – Shantelle Watson"	"Signed – Hollis Zhang"
Shantelle Watson	Hollis Zhang
Chief Executive Officer	Chief Financial Officer

Independent auditor's report

To the Directors of STC Health and Family Services Inc.

Our opinion

In our opinion, the accompanying financial statements present fairly, in all material respects, the financial position of STC Health and Family Services Inc. (the Entity) as at March 31, 2021 and the results of its operations, changes in its net debt, its remeasurement gains and losses and its cash flows as at the year then ended in accordance with Canadian public sector accounting standards.

What we have audited
The Entity's financial statements comprise:

- the statement of financial position as at March 31, 2021;
- the statement of changes in net debt for the year then ended;
- the statement of operations for the year then ended;
- the statement of cash flows for the year then ended; and
- the notes to the financial statements, which include significant accounting policies and other explanatory information.

Basis for opinion

We conducted our audit in accordance with Canadian generally accepted auditing standards. Our responsibilities under those standards are further described in the *Auditor's responsibilities for the audit of the financial statements* section of our report.

We believe that the audit evidence we have obtained is sufficient and appropriate to provide a basis for our opinion.

Independence
We are independent of the Entity in accordance with the ethical requirements that are relevant to our audit of the financial statements in Canada. We have fulfilled our other ethical responsibilities in accordance with these requirements.

PricewaterhouseCoopers LLP
128 4th Avenue, Suite 600, Saskatoon, Saskatchewan, Canada S7K 1M8
T: +1 306 668 5900, F: +1 306 652 1315

"PwC" refers to PricewaterhouseCoopers LLP, an Ontario limited liability partnership.

pwc

Responsibilities of management and those charged with governance for the financial statements

Management is responsible for the preparation and fair presentation of the financial statements in accordance with Canadian public sector accounting standards, and for such internal control as management determines is necessary to enable the preparation of financial statements that are free from material misstatement, whether due to fraud or error.

In preparing the financial statements, management is responsible for assessing the Entity's ability to continue as a going concern, disclosing, as applicable, matters related to going concern and using the going concern basis of accounting unless management either intends to liquidate the Entity or to cease operations, or has no realistic alternative but to do so.

Those charged with governance are responsible for overseeing the Entity's financial reporting process.

Auditor's responsibilities for the audit of the financial statements

Our objectives are to obtain reasonable assurance about whether the financial statements as a whole are free from material misstatement, whether due to fraud or error, and to issue an auditor's report that includes our opinion. Reasonable assurance is a high level of assurance, but is not a guarantee that an audit conducted in accordance with Canadian generally accepted auditing standards will always detect a material misstatement when it exists. Misstatements can arise from fraud or error and are considered material if, individually or in the aggregate, they could reasonably be expected to influence the economic decisions of users taken on the basis of these financial statements.

As part of an audit in accordance with Canadian generally accepted auditing standards, we exercise professional judgment and maintain professional skepticism throughout the audit. We also:

- Identify and assess the risks of material misstatement of the financial statements, whether due to fraud or error, design and perform audit procedures responsive to those risks, and obtain audit evidence that is sufficient and appropriate to provide a basis for our opinion. The risk of not detecting a material misstatement resulting from fraud is higher than for one resulting from error, as fraud may involve collusion, forgery, intentional omissions, misrepresentations, or the override of internal control.
- Obtain an understanding of internal control relevant to the audit in order to design audit procedures that are appropriate in the circumstances, but not for the purpose of expressing an opinion on the effectiveness of the Entity's internal control.
- Evaluate the appropriateness of accounting policies used and the reasonableness of accounting estimates and related disclosures made by management.
- Conclude on the appropriateness of management's use of the going concern basis of accounting and, based on the audit evidence obtained, whether a material uncertainty exists related to events or conditions that may cast significant doubt on the Entity's ability to continue as a going concern. If

we conclude that a material uncertainty exists, we are required to draw attention in our auditor's report to the related disclosures in the financial statements or, if such disclosures are inadequate, to modify our opinion. Our conclusions are based on the audit evidence obtained up to the date of our auditor's report. However, future events or conditions may cause the Entity to cease to continue as a going concern.

- Evaluate the overall presentation, structure and content of the financial statements, including the disclosures, and whether the financial statements represent the underlying transactions and events in a manner that achieves fair presentation.

We communicate with those charged with governance regarding, among other matters, the planned scope and timing of the audit and significant audit findings, including any significant deficiencies in internal control that we identify during our audit.

/s/PricewaterhouseCoopers LLP

Chartered Professional Accountants

Saskatoon, Saskatchewan
October 15, 2021

STC HEALTH & FAMILY SERVICES INC.

STATEMENT OF FINANCIAL POSITION

FOR THE YEAR ENDED MARCH 31, 2021

	2021 $	2020 $
Financial Assets		
Cash	13,436,217	13,894,682
Accounts receivable (note 3)	1,532,570	1,042,167
Due from related parties (note 5)	485,054	-
	15,453,841	14,936,849
Financial Liabilities		
Accounts payable	4,675,789	3,333,835
Accrued liabilities	309,552	447,208
Deferred revenue (note 6)	14,953,611	15,870,919
Due to related parties (note 5)	80,041	29,976
	20,018,993	19,681,938
Net Debt	(4,565,152)	(4,745,089)
Non-Financial Assets		
Prepaid expenses	70,519	285,335
Due from related parties (note 5)	2,512,611	2,481,568
Tangible capital assets (note 4)	347,202	343,043
	2,930,332	3,109,946
Accumulated Deficit	(1,634,820)	(1,635,143)

Commitments and contingencies (note 10)

Approved by the Board of Directors

"Signed – Kelly Wolfe" Director "Signed – Daryl Watson" Director

The accompanying notes are an integral part of these financial statements.

STC HEALTH & FAMILY SERVICES INC.

STATEMENT OF CHANGES OF NET DEBT

FOR THE YEAR ENDED MARCH 31, 2021

	Budget $	2021 $	2020 $
Surplus of revenue over expenditures for the year	-	323	178,312
Amortization of tangible capital assets (note 4)	-	16,862	26,860
Loss on disposal of capital assets	-	-	6,874
Net change in due from related parties	-	(31,043)	(158,245)
Net change in advances to bands	-	-	9,401,667
Net change in prepaid expenses	-	214,816	22,367
Purchase of tangible capital assets	-	(21,021)	-
	-	179,614	9,299,523
Change in net debt	-	179,937	9,477,835
Net debt – Beginning of year	(4,745,089)	(4,745,089)	(14,222,924)
Net debt – End of year	(4,745,089)	(4,565,152)	(4,745,089)

The accompanying notes are an integral part of these financial statements.

STC HEALTH & FAMILY SERVICES INC.

STATEMENT OF OPERATIONS

FOR THE YEAR ENDED MARCH 31, 2021

	Budget $	2021 $	2020 $
Revenue			
Health Canada (FNIHB)	16,891,612	18,383,917	13,422,908
Health Canada Deferred	-	(2,866,141)	504,308
Indigenous Services Canada (ISC)	8,756,500	9,000,479	9,716,259
Indigenous Services Canada Deferred	-	3,807,760	6,266,848
Saskatchewan Indian Institute of Technologies (SIIT)	683,510	489,005	1,277,804
Saskatchewan Ministry of Social Services (MSS)	-	-	495,047
Federation of Saskatchewan Indian Nations (FSIN)	21,520	16,600	341,431
Public Health Agency of Canada (PHAC)	350,000	307,183	268,716
Interest revenue	-	97,140	239,440
Saskatchewan Health Authority (SHA)	178,862	392,817	178,862
Other revenue	372,765	341,227	169,336
	27,254,769	29,969,987	32,880,959
Expenditures (note 7)			
ISC – Indian Child and Family Services (ICFS) – Operations	8,756,500	12,613,660	16,001,861
Health Services	5,645,881	5,182,604	7,925,393
Health Operations	10,716,963	10,282,002	5,845,056
Daycare	1,212,278	1,057,158	1,280,140
Other – Indian Child and Family Services (ICFS) – Operations	-	3,265	592,867
SHARP and FNARF Project	200,382	326,482	541,642
PHAC Project	350,000	307,183	268,716
ISC – Other funding	372,765	197,310	246,972
	27,254,769	29,969,664	32,702,647
Surplus of revenue over expenditures for the year	-	323	178,312
Accumulated deficit – Beginning of year	(1,635,143)	(1,635,143)	(1,813,455)
Accumulated deficit – End of year	(1,635,143)	(1,634,820)	(1,635,143)

The accompanying notes are an integral part of these financial statements.

STC HEALTH & FAMILY SERVICES INC.

STATEMENT OF CASH FLOWS

FOR THE YEAR ENDED MARCH 31, 2021

	2021 $	2020 $
Cash provided by (used in)		
Operating activities		
Surplus of revenue over expenditures for the year	323	178,312
Items not affecting cash		
Amortization (note 4)	16,862	26,860
Loss on disposal of capital assets	-	6,874
	17,185	212,046
Net change in non-cash working capital items		
Accounts receivable	(490,403)	887,864
Accounts payable	1,341,954	(392,546)
Accrued liabilities	(137,656)	8,071
Deferred revenue	(917,308)	(7,180,286)
Due to related parties	50,065	1,526
Prepaid expenses	214,816	22,367
Due from related parties	(516,097)	(158,245)
Advances to bands	-	9,401,667
	(454,629)	2,590,418
	(437,444)	2,802,464
Investing activities		
Purchase of tangible capital assets	(21,021)	-
Change in cash during the year	(458,465)	2,802,464
Cash – Beginning of year	13,894,682	11,092,218
Cash – End of year	13,436,217	13,894,682

The accompanying notes are an integral part of these financial statements.

1 Description of operations

STC Health & Family Services Inc. (the Corporation) has been established to operate a child protection agency and to provide support and related social services to the Kinistin, Mistawasis Nehiyawak, Muskeg Lake, Muskoday, One Arrow, Whitecap Dakota and Yellow Quill First Nations.

The Corporation was incorporated in September 1995, under the Canada Corporations Act as a not-for-profit corporation and remained inactive until April 1, 1998, at which time operations commenced. Beginning April 1, 2002, the Corporation expanded to include various health programs that had been operated by Saskatoon Tribal Council Inc. The Corporation is not subject to income tax under the provisions of paragraph 149(1)(d.5) of the Income Tax Act.

2 Significant accounting policies

Basis of accounting

These financial statements have been prepared in accordance with Canadian generally accepted accounting principles for government, as defined in the Public Sector Accounting Standards as issued by the Public Sector Accounting Board and include the following significant accounting policies.

Use of estimates

The preparation of financial statements in conformity with Canadian Public Sector Accounting Standards (PSAS) requires management to make estimates and assumptions that affect the reported amounts of assets, liabilities, revenues and expenses during the year. Estimates are based on the best information available at the time of preparation of the financial statements and are reviewed annually to reflect new information as it becomes available. Significant items subject to estimates and assumptions include: the valuation of accounts receivable and due from relates parties. Actual results could differ from those estimates.

Revenue recognition

Revenues are recognized in the period in which the transactions or events occurred that gave rise to the revenues. All revenues are recorded on an accrual basis, except when the accruals cannot be determined with a reasonable degree of certainty or when their estimation is impracticable.

Government transfers are recognized as revenues when the transfer is authorized and any eligibility criteria are met, except to the extent that transfer stipulations give rise to an obligation that meets the definition of a liability. Transfers are recognized as deferred revenue when transfer stipulations give rise to a liability. Transfer revenue is recognized in the statement of operations as the stipulation liabilities are settled.

Contributions from other sources are deferred when restrictions are placed on their use by the contributor, and are recognized as revenue when used for the specific purpose.

Revenue related to fees or services received in advance of the fee being earned or the service is performed is deferred and recognized when the fee is earned or service performed.

Cash

Cash includes cash on hand, balances with banks net of bank overdrafts and term deposits having a maturity of three months or less at acquisition, which are held for the purpose of meeting short-term cash commitments.

Employee benefit plans

The Corporation participates in a defined contribution pension plan for eligible employees. Under the defined contribution plan, the Corporation's obligations are limited to its contributions. The pension costs are charged to operations as contributions are due and payable.

The obligations for vacation pay and banked time in lieu of overtime have been accounted for at an undiscounted value at the current rate of pay.

Tangible capital assets and amortization

The costs of the tangible capital assets are recorded as additions to tangible capital assets and the related funding is recorded as deferred revenue in the year of acquisition.

Tangible capital assets and the related funding are amortized to operations over their expected useful lives using the following rates:

Computer equipment and software	30% – 100% declining balance
Office furniture and equipment	5 year straight line
Buildings	4% declining balance
Vehicles	3.33 year straight line

Tangible capital assets are written down when conditions indicate that they no longer contribute to the Corporation's ability to provide goods and services or when the value of future economic benefits associated with tangible capital assets is less than its net book value.

Financial instruments

The Corporation initially measures its financial assets and financial liabilities at fair value, except for certain instruments originated or acquired in related party transactions. The Corporation subsequently measures all its financial assets and financial liabilities at amortized cost, except for equity investments quoted in active markets and derivative financial instruments, which are measured at fair value. Changes in fair value are recognized in net income.

Financial assets measured at amortized cost include cash, short-term investments, accounts receivable and due from related parties. Financial liabilities measured at amortized cost include accounts payable and accrued liabilities and due to related parties.

Transaction costs on financial assets and liabilities measured at amortized cost are adjusted against the carrying value of the related asset or liability and then recognized over the expected life of the instrument using the straight-line method. Transaction costs on equity investments quoted in active markets are recognized immediately in the statement of operations.

At the end of each reporting period, the Corporation assesses whether there are any indications that a financial asset measured at amortized cost may be impaired. If there are indicators of impairment, and the Corporation determines there has been a significant adverse change in the expected amount or timing of future cash flows, the carrying amount of the asset is reduced to the higher of the expected cash flows expected to be generated by holding the asset, discounted using a current market rate of interest, and the amount that could be realized by selling the asset at the statement of financial position date.

3 Accounts receivable

	2021 $	2020 $
Program receivables from funders	831,166	1,049,960
General receivables	573,557	-
Building Bridges for the Future Saskatoon Inc. (note 5)	160,069	-
GST receivable	58,114	81,906
Employee advances receivable	1,515	2,152
	1,624,421	1,134,018
Allowance for doubtful accounts	(91,851)	(91,851)
	1,532,570	1,042,167

4 Tangible capital assets

	Computer equipment and software $	Office furniture and equipment $	Buildings $	Vehicles $	2021 $
Cost					
Beginning of year	579,003	58,964	515,313	-	1,153,280
Additions	-	5,251		15,770	21,021
Disposals	-	-	-	-	-
End of year	579,003	64,215	515,313	15,770	1,174,301
Accumulated amortization					
Beginning of year	579,003	58,964	172,270	-	810,237
Disposals	-	-	-	-	-
Amortization expense	-	774	13,723	2,365	16,862
End of year	579,003	59,738	185,993	2,365	827,099
	-	4,477	329,320	13,405	347,202

	Computer equipment and software $	Office furniture and equipment $	Buildings $	Vehicles $	2020 $
Cost					
Beginning of year	579,003	65,838	515,313	-	1,160,154
Additions	-	-	-	-	-
Disposals	-	(6,874)	-	-	(6,874)
End of year	579,003	58,964	515,313	-	1,153,280
Accumulated amortization					
Beginning of year	579,003	45,725	158,649	-	783,377
Disposals	-	-	-	-	-
Amortization expense	-	13,239	13,621	-	26,860
End of year	579,003	58,964	172,270	-	810,237
	-	-	343,043	-	343,043

5 Related party transactions

During the year, the Corporation paid administration charges, office rent, occupancy costs and other costs to Saskatoon Tribal Council Inc., a corporation under common control, in the amount of $656,434 (2020 – $598,146). At year-end, due to related parties included an amount of $80,041 (2020 – $29,976) that was payable to Saskatoon Tribal Council Inc. This amount is without interest and specific repayment terms.

In addition, an amount of $1,323,947 (2020 – $1,271,003) was receivable from Saskatoon Tribal Council Inc. that pertains to deferred revenue transferred as a result of the transfer of health operations from the Saskatoon Tribal Council Inc. to the Corporation. This amount is without interest and specific repayment terms.

Included in due from related parties is an amount of $1,186,198 (2020 – $1,203,888) that is due from STC Urban First Nations Services Inc., a corporation under common control. This amount is without interest and specific repayment terms. In addition, amounts receivable includes $160,069 (2020 – $nil) of amounts owed that pertains to funding owed for program operations.

Included in due from related parties is an amount of $485,054 (2020 – $4,209) that is due from Building Bridges for the Future Saskatoon Inc., a corporation under common control. The amount pertains to funding owed for program operations. This amount is without interest and specific repayment terms.

6 Deferred revenue

Deferred revenue consists of unexpended Health and Family Services funding relating to future program expenditures. These amounts relate to Health Canada, Indigenous Services Canada and other funding sources.

	March 31, 2020 $	Revenue deferred $	Revenue recognition $	Transfer $	March 31, 2021 $
Indigenous Services Canada	7,725,258	392,240	(4,200,000)	-	3,917,498
Other – Indian Child and Family Services	1,417,175	64,531	-	-	1,481,706
Total – Indian Child and Family Services	9,142,433	456,771	(4,200,000)	-	5,399,204
Health Canada	6,598,274	3,272,767	(396,714)	-	9,474,327
Other – Health and Social Development	130,212	53,566	(103,698)	-	80,080
Total – Health and Social Development	6,728,486	3,326,333	(500,412)	-	9,554,407
Total deferred revenue	15,870,919	3,783,104	(4,700,412)	-	14,953,611

	March 31, 2019 $	Revenue deferred $	Revenue recognition $	Transfer $	March 31, 2020 $
Indigenous Services Canada	13,992,106	2,699,529	(8,966,377)	-	7,725,258
Other – Indian Child and Family Services	1,379,486	37,689	-	-	1,417,175
Subtotal – Indian Child and Family Services	15,371,592	2,737,218	(8,966,377)	-	9,142,433
Health Canada	7,102,582	1,562,362	(2,066,670)	-	6,598,274
Other – Health and Social Development	577,031	95,716	(542,535)	-	130,212
Total – Health and Social Development	7,679,613	1,658,078	(2,609,205)	-	6,728,486
Total deferred revenue	23,051,205	4,395,296	(11,575,582)	-	15,870,919

7 Expenditures by object

	2021 $	2020 $
First Nation program payments	18,192,573	25,650,377
Salary	3,837,453	2,222,578
Specific programming costs	3,545,075	2,295,414
Client/Program support	1,844,945	103,121
Training and professional development	850,640	114,458
Staff benefits	458,728	217,222
Office rent and insurance	419,692	365,202
Administration fees	193,989	336,139
Contractor costs (consulting, consultants)	135,851	611,571
Supplies and materials	87,496	82,859
Vehicle	76,230	55,824
Conference and meetings	63,214	142,217
Telephone	61,538	76,014
Travel and per diem	54,887	95,467
Office supplies	30,508	22,302
Accounting and legal	27,899	38,972
Advertising and recruitment	24,036	13,909
Strategic planning and evaluation	17,016	74,200
Amortization	16,862	26,860
Bank charges and interest	13,563	7,049
Maintenance payments – Children in Care	10,296	102,147
Honorarium	3,150	878
Office repairs and maintenance	2,680	43,082
Miscellaneous (gifts)	1,343	4,785
	29,969,664	32,702,647

8 Risk management

The Corporation's financial instruments expose it to a variety of financial risks.

Credit risk

Credit risk is the risk one party to a financial instrument will cause a financial loss for the other party by failing to discharge an obligation. Financial instruments that potentially subject the Corporation to credit risk consist principally of cash, accounts receivable and due from related parties.

The Corporation's cash is maintained at major financial institutions; therefore, the Corporation considers the risk of non-performance of these instruments to be remote.

The majority of the Corporation's due from related parties are due from related parties that have sufficient cash to pay the balances, while accounts receivable are primarily due from various levels of government and as such

Liquidity risk

Liquidity risk is the risk the Corporation will not be able to meet its financial obligations as they come due. Liquidity risk also includes the risk of not being able to liquidate assets in a timely manner at a reasonable price. The Corporation is exposed to liquidity risk as a result of being economically dependent on funding from Indigenous Services Canada. The Corporation's approach to managing liquidity is to ensure that it has sufficient cash flows available to fund its operations and to meet its obligations when due, under both normal and stressed circumstances.

Market risk

Market risk is the risk the fair value or future cash flows of a financial instrument will fluctuate because of changes in market prices. Market risk comprises the three types of risk: interest rate risk, currency risk and other price risk. The Corporation is not exposed to any of these risks.

9 Pension plan

The Corporation provided a defined contribution plan for eligible members of its staff. Members are required to contribute a portion of their salary, with the Corporation matching a portion of this contribution. The pension expense in the current year was $164,042 (2020 – $145,953). The benefits accrued to the Corporation's employees are calculated based upon salary, years of service and employment level.

10 Commitments and contingencies

The Corporation is awaiting a decision from Indigenous Services Canada (ISC) regarding the results of a financial review of the 2013 and 2014 fiscal years. These discussions will determine the amount of funding received, if any, that is repayable by the Corporation to ISC. Amounts repayable may result from accumulated deferred (unexpended) revenues (balance reviewed under discussion – $4,419,726), and from ineligible/unsupported expenditures (balance reviewed under discussion – $547,042). While the potential outcome is not determinable at this time, management estimates that the eventual resolution will not result in a significant impact to the financial position or operations.

The Corporation has entered into contribution agreements with various federal and provincial government departments. Funding received under these contribution agreements is subject to repayment if the Corporation fails to comply with the terms and conditions of the agreements.

11 Budgeted figures

Unaudited budgeted figures have been provided for comparison purposes and have been derived from the estimates approved by the Board of Directors.

12 COVID-19

In March 2020, the World Health Organization characterized the outbreak of the novel coronavirus known as COVID-19 as a global pandemic. As at March 31, 2021, the COVID-19 pandemic had not yet had a significant impact on the Corporation; therefore, no adjustments have been recorded in the financial statements relating to this crisis for the year then ended. Management has assessed that there are no significant disclosures to make with respect to any changes to assets or liabilities in the subsequent period. As it is not yet known when public health restrictions will be removed, nor the long-term impact of COVID-19, it is not possible to estimate any financial impact of this event on the Corporation's financial results subsequent to March 31, 2021.

13 Segment disclosure

The Corporation provides a range of services to its members. For management reporting purposes, operations and activities are organized and reported by department. The segments of the Corporation and the services provided by each are as follows:

- Indian Child and Family Services – Includes programs to assist the STC Member First Nation communities in providing culturally sensitive child and family services to families in need and also provides protection and well-being for children.

- Health and Social Development – Includes all aspects of community and public health and well-being including: Health Promotion, Disease Prevention, Home & Community Care, Environmental Health, Addiction Services, Mental Health, Child, Youth and Family Services. The Corporation provides support services through local health and social development authorities and through direct clinical supervision to front-line staff.

STC URBAN FIRST NATIONS INC.

FINANCIAL STATEMENTS
MARCH 31, 2021

STC URBAN FIRST NATIONS SERVICES INC.

MANAGEMENT'S RESPONSIBILITY FOR FINANCIAL REPORTING

October 13, 2021

The accompanying financial statements of STC Urban First Nations Services Inc. are the responsibility of management and have been approved by the Board of Directors.

The financial statements have been prepared by management in accordance with Canadian public sector accounting standards prescribed for governments as recommended by the Public Sector Accounting Board and as such include amounts that are the best estimates and judgments of management.

Management is responsible for the integrity and objectivity of these financial statements and for implementing and maintaining a system of internal controls to provide reasonable assurance that reliable financial information is produced.

The Board of Directors is responsible for ensuring that management fulfills its responsibilities for financial reporting and internal control and is ultimately responsible for reviewing and approving the financial statements.

The Board of Directors meets periodically with management, as well as the external auditors, to discuss internal controls over the financial reporting process, auditing matters and financial reporting issues, to satisfy themselves that each party is properly discharging their responsibilities, and to review the financial statements and the external auditor's report.

The external auditors, PricewaterhouseCoopers LLP, conduct an independent examination, in accordance with Canadian auditing standards, and express their opinion on the financial statements. The external auditors have full and free access to financial management of STC Urban First Nations Services Inc. and meet when required.

"Signed – Shantelle Watson"
Shantelle Watson
Chief Executive Officer

"Signed – Hollis Zhang"
Hollis Zhang
Chief Financial Officer

Independent auditor's report

To the Directors of STC Urban First Nations Services Inc.

Our opinion

In our opinion, the accompanying financial statements present fairly, in all material respects, the financial position of STC Urban First Nations Services Inc. (the Entity) as at March 31, 2021 and the results of its operations, its remeasurement gains and losses and its cash flows for the year then ended in accordance with Canadian public sector accounting standards.

What we have audited
The Entity's financial statements comprise:

- the statement of financial position as at March 31, 2021;
- the statement of changes in fund balances for the year then ended;
- the statement of operations for the year then ended;
- the statement of cash flows for the year then ended; and
- the notes to the financial statements, which include significant accounting policies and other explanatory information.

Basis for opinion

We conducted our audit in accordance with Canadian generally accepted auditing standards. Our responsibilities under those standards are further described in the *Auditor's responsibilities for the audit of the financial statements* section of our report.

We believe that the audit evidence we have obtained is sufficient and appropriate to provide a basis for our opinion.

Independence
We are independent of the Entity in accordance with the ethical requirements that are relevant to our audit of the financial statements in Canada. We have fulfilled our other ethical responsibilities in accordance with these requirements.

Responsibilities of management and those charged with governance for the financial statements

Management is responsible for the preparation and fair presentation of the financial statements in accordance with Canadian public sector accounting standards, and for such internal control as management determines is necessary to enable the preparation of financial statements that are free from material misstatement, whether due to fraud or error.

PricewaterhouseCoopers LLP
128 4th Avenue South, Suite 600, Saskatoon, Saskatchewan, Canada S7K 1M8
T: +1 306 668 5900, F: +1 306 652 1315

"PwC" refers to PricewaterhouseCoopers LLP, an Ontario limited liability partnership.

pwc

In preparing the financial statements, management is responsible for assessing the Entity's ability to continue as a going concern, disclosing, as applicable, matters related to going concern and using the going concern basis of accounting unless management either intends to liquidate the Entity or to cease operations, or has no realistic alternative but to do so.

Those charged with governance are responsible for overseeing the Entity's financial reporting process.

Auditor's responsibilities for the audit of the financial statements

Our objectives are to obtain reasonable assurance about whether the financial statements as a whole are free from material misstatement, whether due to fraud or error, and to issue an auditor's report that includes our opinion. Reasonable assurance is a high level of assurance, but is not a guarantee that an audit conducted in accordance with Canadian generally accepted auditing standards will always detect a material misstatement when it exists. Misstatements can arise from fraud or error and are considered material if, individually or in the aggregate, they could reasonably be expected to influence the economic decisions of users taken on the basis of these financial statements.

As part of an audit in accordance with Canadian generally accepted auditing standards, we exercise professional judgment and maintain professional skepticism throughout the audit. We also:

- Identify and assess the risks of material misstatement of the financial statements, whether due to fraud or error, design and perform audit procedures responsive to those risks, and obtain audit evidence that is sufficient and appropriate to provide a basis for our opinion. The risk of not detecting a material misstatement resulting from fraud is higher than for one resulting from error, as fraud may involve collusion, forgery, intentional omissions, misrepresentations, or the override of internal control.
- Obtain an understanding of internal control relevant to the audit in order to design audit procedures that are appropriate in the circumstances, but not for the purpose of expressing an opinion on the effectiveness of the Entity's internal control.
- Evaluate the appropriateness of accounting policies used and the reasonableness of accounting estimates and related disclosures made by management.
- Conclude on the appropriateness of management's use of the going concern basis of accounting and, based on the audit evidence obtained, whether a material uncertainty exists related to events or conditions that may cast significant doubt on the Entity's ability to continue as a going concern. If we conclude that a material uncertainty exists, we are required to draw attention in our auditor's report to the related disclosures in the financial statements or, if such disclosures are inadequate, to modify our opinion. Our conclusions are based on the audit evidence obtained up to the date of our auditor's report. However, future events or conditions may cause the Entity to cease to continue as a going concern.
- Evaluate the overall presentation, structure and content of the financial statements, including the disclosures, and whether the financial statements represent the underlying transactions and events in a manner that achieves fair presentation.

We communicate with those charged with governance regarding, among other matters, the planned scope and timing of the audit and significant audit findings, including any significant deficiencies in internal control that we identify during our audit.

/s/PricewaterhouseCoopers LLP

Chartered Professional Accountants

Saskatoon, Saskatchewan
October 14, 2021

STC URBAN FIRST NATIONS SERVICES INC.

STATEMENT OF FINANCIAL POSITION

AS AT MARCH 31, 2021

	Operating fund $	Tangible capital asset fund $	Reserve fund $	2021 Total $	2020 Total $
Assets					
Current assets					
Cash	709,319	-	337,001	1,046,320	1,749,582
Due from operating fund	-	142,152	333,574	475,726	1,358,738
Due to other funds	(475,726)	-	-	(475,726)	(1,358,738)
Due from related parties (note 4)	744,356	-	-	744,356	604,193
Accounts receivable (note 3)	1,699,004	-	-	1,699,004	856,905
Prepaid expenses	482,883	-	-	482,883	114,183
	3,159,836	142,152	670,575	3,972,563	3,324,863
Tangible capital assets (note 5)	-	1,946,779	-	1,946,779	1,887,394
	3,159,836	2,088,931	670,575	5,919,342	5,212,257
Liabilities and Fund Balances					
Current liabilities					
Due to related parties (note 4)	2,124,726	-	-	2,124,726	2,137,703
Accounts payable and accrued liabilities (note 4)	898,658	-	-	898,658	736,936
Accrued holiday pay	295,890	-	-	295,890	305,038
Current portion of long-term debt (note 6)	-	56,281	-	56,281	898,531
Deferred revenue (note 7)	1,343,163	-	-	1,343,163	1,259,625
	4,662,437	56,281	-	4,718,718	5,337,833
Long-term debt (note 6)	-	1,099,708	-	1,099,708	312,568
	4,662,437	1,155,989	-	5,818,426	5,650,401
Fund balances					
Invested in tangible capital assets	-	790,790	-	790,790	676,295
Externally restricted (note 8)	-	142,152	670,575	812,727	696,178
Unrestricted	(1,502,601)	-	-	(1,502,601)	(1,810,617)
	(1,502,601)	932,942	670,575	100,916	(438,144)
	3,159,836	2,088,931	670,575	5,919,342	5,212,257

Approved by the Board of Directors

"Signed – Kelly Wolfe" Director "Signed – Daryl Watson" Director

The accompanying notes are an integral part of these financial statements.

STC URBAN FIRST NATIONS SERVICES INC.

STATEMENT OF CHANGES IN FUND BALANCES

FOR THE YEAR ENDED MARCH 31, 2021

				2021	2020
	Operating fund $	Tangible capital asset fund $	Reserve fund $	Total $	Total $
Fund balances – Beginning of year	(1,810,617)	676,295	696,178	(438,144)	147,848
Excess (deficiency) of revenue over expenses for the year	396,617	189,792	(47,349)	539,060	(585,992)
Inter-fund transfers	(88,601)	66,855	21,746	-	-
Fund balances – End of year	(1,502,601)	932,942	670,575	100,916	(438,144)

The accompanying notes are an integral part of these financial statements.

STC URBAN FIRST NATIONS SERVICES INC.

STATEMENT OF OPERATIONS

FOR THE YEAR ENDED MARCH 31, 2021

				2021	2020
	Operating fund $	Tangible capital asset fund $	Reserve fund $	Total $	Total $
Revenue					
Ministry of Social Services	6,997,283	-	-	6,997,283	6,383,467
Saskatchewan Indian Institute of Technologies	2,785,188	-	-	2,785,188	2,680,351
Public Health Agency of Canada	464,112	340,555	-	804,667	329,221
Saskatoon Regional Health Authority	614,124	-	-	614,124	442,836
Ministry of Corrections, Public Safety and Policing	559,608	-	-	559,608	482,848
Ministry of Education	315,247	-	-	315,247	245,791
Ministry of Economy	213,161	-	-	213,161	227,760
Saskatchewan Justice	162,143	-	-	162,143	158,194
Other revenue	133,413	-	-	133,413	130,262
Department of Justice Canada	128,957	-	-	128,957	108,195
Rent	106,623	-	-	106,623	122,672
City of Saskatoon	100,000	-	-	100,000	-
Daycare fees	86,276	-	-	86,276	313,344
	12,666,135	340,555	-	13,006,690	11,624,941
Expenses (notes 4 and 10)					
Employment and Training Services	2,704,461	-	-	2,704,461	2,608,494
Pewasayaw	1,267,441	-	12,558	1,279,999	1,426,657
Children's Home	1,258,554	-	13,435	1,271,989	994,478
Safe House Refuge	714,006	-	7,526	721,532	741,679
Massey Drive	656,742	-	3,548	660,290	684,549
Priel Crescent	648,163	-	4,340	652,503	595,084
Melrose Avenue	628,618	-	5,942	634,560	680,355
Head Start	563,583	-	-	563,583	298,347
Leadership	504,399	-	-	504,399	495,707
Family Services	468,958	-	-	468,958	533,153
Daycare	467,561	-	-	467,561	804,571
Kids First	446,102	-	-	446,102	443,853
Justice E – Community Connections	337,312	-	-	337,312	343,029
Justice A – Alternative Measures	299,651	-	-	299,651	231,272
Leask	245,428	-	-	245,428	4,291
Saweyihtotan	224,409	-	-	224,409	-
Urban on 7th	190,572	-	-	190,572	216,199
Employment and Training Partnerships	174,771	-	-	174,771	152,554
Amortization	-	150,763	-	150,763	164,756
Administration	134,191	-	-	134,191	262,405
Employment and training – Navigator	103,173	-	-	103,173	222,959
Children First	85,000	-	-	85,000	101,724
Court Workers	79,997	-	-	79,997	89,259
IDS Transportation	55,604	-	-	55,604	60,169
Avenue P Building	8,381	-	-	8,381	8,001
Oskayak wikiwaw	6,170	-	-	6,170	9,116
Cartier	(3,729)	-	-	(3,729)	6,157
Employment and Training – Legacy	-	-	-	-	32,115
	12,269,518	150,763	47,349	12,467,630	12,210,933
Excess (deficiency) of revenue over expenses for the year	396,617	189,792	(47,349)	539,060	(585,992)

The accompanying notes are an integral part of these financial statements.

STC URBAN FIRST NATIONS SERVICES INC.

STATEMENT OF OPERATIONS (CONTINUED)

FOR THE YEAR ENDED MARCH 31, 2021

	2021	2020
	Total $	Total $
Cash provided by (used in)		
Operating activities		
Excess (deficiency) of revenue over expenses for the year	539,060	(585,992)
Item not affecting cash		
Amortization	150,763	164,756
	689,823	(421,236)
Changes in non-cash working capital items		
Accounts receivable	(842,099)	(295,821)
Prepaid expenses	(368,700)	(23,595)
Accounts payable	161,722	(131,068)
Accrued holiday pay	(9,148)	81,567
Due to other funds	(883,012)	(89,441)
Due from operating fund	883,012	89,441
Deferred revenue	83,538	127,260
Due from related parties	(140,163)	739,305
Due to related parties	(12,977)	534,586
	(438,004)	610,998
Investing activities		
Purchase of tangible capital assets	(210,148)	(56,785)
Financing activities		
Principal repayment of long-term debt	(55,110)	(56,850)
Change in cash during the year	(703,262)	497,363
Cash – Beginning of year	1,749,582	1,252,219
Cash – End of year	1,046,320	1,749,582

The accompanying notes are an integral part of these financial statements.

STC URBAN FIRST NATIONS SERVICES INC.
STATEMENT OF CASH FLOWS
FOR THE YEAR ENDED MARCH 31, 2021

1 Description of operations

STC Urban First Nations Services Inc. (the Corporation) is comprised of the Whitecap Dakota, Kinistin, Mistawasis Nehiyawak, Muskeg Lake, Muskoday, Yellow Quill and One Arrow First Nations and operates under written Principles of Agreement to provide a variety of services to improve the quality of life for Urban Aboriginal people living in the City of Saskatoon. The Corporation was incorporated on June 28, 1994 under the Non-profit Corporations Act, commenced operations on December 1, 1994 and is not subject to income tax under the provisions of paragraph 149(1)(i) of the Income Tax Act (Canada).

2 Significant accounting policies

These financial statements have been prepared in accordance with Canadian Public Sector Accounting Standards (PSAS), including accounting standards that apply only to government not-for-profit organizations.

Fund accounting

The accounts of the Corporation are maintained in accordance with the principles of fund accounting. For financial reporting purposes, there are three funds, as follows:

i) Operating fund

The operating fund reflects the primary operation of the Corporation, including revenues received from government departments, billings to clients, the federal government and other agencies. Expenses are for the delivery services.

ii) Tangible capital asset fund

The tangible capital asset fund is an internally restricted fund that reflects the equity of the Corporation in capital assets after taking into consideration any associated long-term debt. The capital fund includes revenues received from government departments designated for capital improvements or additions and amortization expense.

iii) Reserve fund

The reserve fund is an externally restricted fund that reflects funds by the Ministry of Social Services (MSS) for equipment and furnishings and maintenance reserve. The assets include cash accumulated by the Corporation from MSS funding, which is accounted for separately. Expenses are for repairs and maintenance of the homes.

Inter-fund due to/from funds are non-interest bearing and have no specific payment date.

Use of estimates

The preparation of the Corporation's financial statements in conformity with PSAS requires management to make estimates and assumptions that affect the reported amounts of assets and liabilities and the disclosure of contingent assets and liabilities at the date of the financial statements and the reported amounts of revenues and expenses during the reporting period. Significant items subject to such estimates and assumptions include the useful lives of tangible capital assets, allowance for doubtful accounts for accounts receivable and due from related parties. Actual results could differ from those estimates.

Revenue recognition

The Corporation follows the restricted fund method of accounting for contributions. Contributions are recorded when received or receivable if the amount to be received can be reasonably estimated and collection is reasonably assured. Restricted contributions related to general operations are recognized as revenue in the operating fund in the year in which the related expenses are incurred. All other restricted contributions are recognized as revenue of the appropriate restricted fund.

Unrestricted revenue is recognized as revenue in the operating fund as it becomes receivable under the terms of the applicable funding agreements. Funding received under the funding arrangements, which relates to a subsequent fiscal period, is reflected as deferred revenue in the year of receipt and classified as such on the statement of financial position.

Daycare fees, rent and other income are recognized as revenue in the operating fund when the service is performed.

Contributed materials and services

Because of the difficulty in determining their fair value, only contributions of materials and services that can be reliably valued are recognized in the financial statements. There are no contributed materials or services recognized in the financial statements.

Employee benefit plans

The Corporation participates in a defined contribution pension plan for eligible employees. Under the defined contribution plan, the Corporation's obligations are limited to its contributions. The pension costs are charged to operations as contributions are due and payable.

The obligations for vacation pay and banked time in lieu of overtime have been accounted for at an undiscounted value at the current rate of pay.

Tangible capital assets

Tangible capital assets are recorded at cost less accumulated amortization. Contributed tangible capital assets are recorded at fair value at the date of contribution. Amortization is provided on a straight-line basis over each asset's estimated useful life as follows:

Land	indefinite
Buildings	20 years
Leased buildings	term of lease
Leasehold improvements	5 years
Office equipment and furniture	5 years
Computer equipment	3.33 years
Vehicles	3.33 years

Tangible capital assets are reviewed for impairment whenever events or changes in circumstances indicate that the carrying value of an asset may not contribute to the Corporation's ability to provide goods and services. Any impairment results in a writedown of the asset and an expense in the statement of operations. An impairment loss is not reversed if the fair value of the related asset subsequently increases.

Financial instruments

The Corporation's financial instruments consist of due from related parties, accounts receivable, due to related parties, accounts payable and accrued liabilities, accrued holiday pay and long-term debt.

The Corporation's financial instruments are initially recorded at their fair value. These financial instruments are subsequently measured at amortized cost, net of any provisions for impairment. Amortized cost is the amount at which a financial asset or financial liability is measured at initial recognition minus principal repayments, plus or minus the cumulative amortization of any difference between that initial amount and the maturity amount, and minus any reduction for impairment.

3 Accounts receivable

	2021 $	2020 $
Saskatchewan Health Region	614,124	442,836
SITAG	587,701	121,551
Ministry of Social Services – Saskatchewan	350,000	-
Other	79,005	100,854
Ministry of Justice – Saskatchewan	35,800	70,935
GST receivable	32,374	67,919
Public Health Agency of Canada	-	42,953
Department of Justice	-	9,857
	1,699,004	856,905

4 Related party transactions and balances

Related party transactions are recorded at the exchange amount agreed to by the related parties. All parties noted below are related by common control of the Saskatoon Tribal Council member First Nations.

Other than items specifically disclosed elsewhere in the financial statements and notes, the following is a list of significant related party transactions.

	2021 $	2020 $
Saskatoon Tribal Council Inc.		
Administration and contracted services	432,181	421,974
Rent	27,588	18,380
Due to related parties	1,109,087	932,102
Due from related parties	149,248	87,102
STC Health & Family Services Inc.		
Contracted services	78,672	152,584
Due to related parties	1,103,662	1,203,889
Building Bridges		
Due from related parties	744,356	604,003
Cress Housing		
Contracted services	61,227	88,814
Due to related parties	61,227	88,814
STC Industrial Contracting Limited Partnership		
Contracted services	211,015	-
Accounts payable	99,465	-

5 Tangible capital assets

							2021
	Land $	Buildings $	Leasehold improvements $	Office equipment and furniture $	Computer equipment $	Vehicles $	Total $
Cost							
Beginning of year	13,200	3,071,172	1,426,643	730,376	305,539	378,448	5,925,378
Additions	-	210,148	-	-	-	-	210,148
Disposals	-	-	-	-	-	-	-
End of year	13,200	3,281,320	1,426,643	730,376	305,539	378,448	6,135,526
Accumulated amortization							
Beginning of year	-	1,196,978	1,426,643	730,376	305,539	378,448	4,037,984
Amortization	-	150,763	-	-	-	-	150,763
Disposals	-	-	-	-	-	-	-
End of year	-	1,347,741	1,426,643	730,376	305,539	378,448	4,188,747
	13,200	1,933,579	-	-	-	-	1,946,779

							2020
	Land $	Buildings $	Leasehold improvements $	Office equipment and furniture $	Computer equipment $	Vehicles $	Total $
Cost							
Beginning of year	13,200	3,014,389	1,426,643	730,377	305,537	378,448	5,868,594
Additions	-	56,785	-	-	-	-	56,785
Disposals	-	-	-	-	-	-	-
End of year	13,200	3,071,174	1,426,643	730,377	305,537	378,448	5,925,379
Accumulated amortization							
Beginning of year	-	1,032,224	1,426,643	730,377	305,537	378,448	3,873,229
Amortization	-	164,756	-	-	-	-	164,756
Disposals	-	-	-	-	-	-	-
End of year	-	1,196,980	1,426,643	730,377	305,537	378,448	4,037,985
	13,200	1,874,194	-	-	-	-	1,887,394

Gross amount of leased tangible capital assets is $649,900 (2020 – $649,900), with accumulated amortization of $357,445 (2020 – $324,950) and yearly amortization of $32,495 (2020 – $32,495).

6 Long-term debt

	2021 $	2020 $
First Nations Bank of Canada term loan; repaid during the year	-	19,235
First Nations Bank of Canada term loan; repayable in monthly blended payments of principal and interest of $1,512, at a fixed interest rate of 4.90%, maturing on January 1, 2026; building has been pledged as collateral	181,792	234,528
First Nations Bank of Canada term loan; repayable in monthly blended payments of principal and interest of $4,245, at a fixed interest rate of 4.90%, maturing on January 1, 2026; building has been pledged as collateral	644,268	600,000
Capital lease agreement with the Board of Education of St. Paul's Roman Catholic Separate School Division No. 20; principal and interest repayable quarterly at a floating interest rate of prime plus 2% that is set every five years, currently set at 5%; maturing on June 30, 2030	329,929	357,336
	1,155,989	1,211,099
Less: Current portion of long-term debt	56,281	898,531
	1,099,708	312,568

The estimated principal payments due in each of the next five years and thereafter are as follows:

	$
2022	56,281
2023	61,372
2024	64,473
2025	67,731
2026	71,154
Thereafter	834,978

7 Deferred revenue

	Balance – Beginning of year $	Repaid $	Amount recognized $	Amount deferred $	Balance – End of year $
Public Health Agency of Canada					
IELCC Flex Funding	17,282	-	(11,744)	-	5,538
Headstart	4,455	-	(4,455)	14,124	14,124
AHS Capital	340,555	-	(340,555)	-	-
PAN & COVID	-	-	-	84,589	84,589
Ministry of Social Services					
Acadia	564,278	-	(165,955)	-	398,323
Priel	94,895	-	-	-	94,895
Saweyihtotan	-	-	-	325,591	325,591
Ministry of Corrections, Public Safety and Policing					
Justice A – Alternative Measures	139,209	-	(42,838)	-	96,371
Justice A – 20/21	-	-	-	78,805	78,805
Ministry of Immigration and Career Training					
Navigator	98,951	-	-	-	98,951
Legacy Project	-	-	-	145,976	145,976
	1,259,625	-	(565,547)	649,085	1,343,163

8 Externally restricted net assets

Ministry of Social Services requires the Corporation to maintain a reserve for equipment, furnishing and maintenance of the homes.

	Balance – Beginning of year $	Reserve allocations $	Reserve expenditures $	Balance – End of year $
Equipment and furnishings	145,376	14,086	(28,941)	130,521
Maintenance	550,802	7,660	(18,408)	540,054
	696,178	21,746	(47,349)	670,575

Public Health Agency of Canada requires the Corporation to expend certain funds on tangible capital assets.

	Balance – Beginning of year $	Externally restricted contributions $	Externally restricted expenditures $	Balance – End of year $
AHS Capital	-	340,555	(198,403)	142,152

9 Bank overdraft

The Corporation maintains an authorized line of credit of $250,000. Interest on outstanding credit is calculated at prime plus 1%, which at year-end was 4.95% (2020 – 5.45%). As at March 31, 2021, the bank overdraft utilized was $nil (2020 – $nil).

10 Expenses

	2021 $	2020 $
Salary (note 4)	7,318,513	7,450,050
Special project payments	1,928,424	1,745,452
Benefits (note 4)	928,319	890,966
Program costs (note 4)	546,593	636,040
Rent/lease (note 4)	298,632	273,766
Program support	278,780	130,811
Community payments – Leask home	216,734	-
Amortization	150,763	164,756
Maintenance, equipment and furnishings (note 4)	128,111	141,081
Office supply	89,819	42,029
Telephone and IT	73,599	79,332
COVID supplies	73,588	-
Furniture and equipment/set-up costs	67,326	50,607
Bank service charges and interest	66,920	107,825
Utilities	51,144	55,090
Legal and audit	43,706	41,773
Insurance	37,065	45,014
Elders	36,455	43,029
Professional development and training	34,855	37,737
Consulting/contract fees	26,088	59,000
Travel	19,924	73,148
Taxes	19,226	22,696
Janitorial	16,809	7,221
Office costs	10,515	14,175
Advertising and promotion	4,426	16,186
Meetings and workshop	1,296	34,697
Uncollectible amounts	-	48,452
	12,467,630	12,210,933

11 Pension plan

The Corporation provided a defined contribution plan for eligible members of its staff. Members are required to contribute a portion of their salary, with the Corporation matching a portion of this contribution. The pension expense in the current year was $162,963 (2020 – $161,434). The benefits accrued to the Corporation's employees are calculated based on salary, years of service and employment level.

12 Financial instruments and risk management

The Corporation's financial instruments expose it to a variety of financial risks.

Credit risk

Credit risk is the risk one party to a financial instrument will cause a financial loss for the other party by failing to discharge an obligation. Financial instruments that potentially subject the Corporation to credit risk consist principally of cash, due from related parties and accounts receivable.

The Corporation's cash is maintained at major financial institutions; therefore, the Corporation considers the risk of non-performance of these instruments to be remote.

The majority of the Corporation's due from related parties are due from related parties that have sufficient cash to pay the balances, while accounts receivable are primarily due from various levels of government and as such collection is reasonably assured. The Corporation believes the credit risk related to these receivables is low.

Liquidity risk

The Corporation is reliant on various funding agreements in order to sustain operations. Liquidity risk is the risk the Corporation will not be able to meet its financial obligations as they come due. Liquidity risk also includes the risk of not being able to liquidate assets in a timely manner at a reasonable price. The Corporation's approach to managing liquidity is to ensure that it has sufficient cash flows available to fund its operations and to meet its obligations when due, under both normal and stressed conditions.

Market risk

Market risk is the risk the fair value or future cash flows of a financial instrument will fluctuate because of changes in market prices. Market risk comprises three types of risk: currency rate risk, interest rate risk and other price risk. The Corporation is mainly exposed to interest rate risk.

Interest rate risk

Interest rate risk is the risk the value of a financial instrument might be adversely affected by a change in the interest rate. Changes in market interest rates may have an effect on the cash flows associated with some financial assets and liabilities, known as interest rate risk, and on the fair value of other financial assets or liabilities, known as fair value risk. The Corporation is exposed to interest rate risk on its long-term debt.

13 Contingent liabilities

The Corporation has entered into contribution agreements with various government departments. Funding received under these contribution agreements is subject to repayment if the Corporation fails to comply with the terms and conditions of the agreements.

14 COVID-19

In March 2020, the World Health Organization characterized the outbreak of the COVID-19 virus as a global pandemic. As at March 31, 2021, the COVID-19 pandemic had not yet had a significant impact on the Corporation; therefore, no adjustments have been recorded in the financial statements relating to this crisis for the year then ended. Management has assessed that there are no significant disclosures to make with respect to any changes to assets or liabilities in the subsequent period. As it is not yet known when public health restrictions will be removed, nor the long-term impact of COVID-19, it is not possible to estimate any financial impact of this event on the Corporation's financial results subsequent to March 31, 2021.

BUILDING BRIDGES FOR THE FUTURE SASKATOON INC. (O/A WHITE BUFFALO YOUTH LODGE)

FINANCIAL STATEMENTS
MARCH 31, 2021

BUILDING BRIDGES FOR THE FUTURE SASKATOON INC.
(O/A WHITE BUFFALO YOUTH LODGE)
MANAGEMENT'S RESPONSIBILITY FOR FINANCIAL REPORTING

October 13, 2021

The accompanying financial statements of Building Bridges for the Future Saskatoon Inc. (O/A White Buffalo Youth Lodge) are the responsibility of management and have been approved by the Board of Directors.

The financial statements have been prepared by management in accordance with Canadian public sector accounting standards prescribed for governments as recommended by the Public Sector Accounting Board and as such include amounts that are the best estimates and judgments of management.

Management is responsible for the integrity and objectivity of these financial statements and for implementing and maintaining a system of internal controls to provide reasonable assurance that reliable financial information is produced.

The Board of Directors is responsible for ensuring that management fulfills its responsibilities for financial reporting and internal control and is ultimately responsible for reviewing and approving the financial statements.

The Board of Directors meets periodically with management, as well as the external auditors, to discuss internal controls over the financial reporting process, auditing matters and financial reporting issues, to satisfy themselves that each party is properly discharging their responsibilities, and to review the financial statements and the external auditor's report.

The external auditors, PricewaterhouseCoopers LLP, conduct an independent examination, in accordance with Canadian auditing standards, and express their opinion on the financial statements. The external auditors have full and free access to financial management of Building Bridges for the Future Saskatoon Inc. (O/A White Buffalo Youth Lodge) and meet when required.

"Signed – Shantelle Watson"
Shantelle Watson
Chief Executive Officer

"Signed – Hollis Zhang"
Hollis Zhang
Chief Financial Officer

pwc

Independent auditor's report

To the Directors of Building Bridges for the Future Saskatoon Inc. (O/A White Buffalo Youth Lodge)

Our opinion

In our opinion, the accompanying financial statements present fairly, in all material respects, the financial position of Building Bridges for the Future Saskatoon Inc. (O/A White Buffalo Youth Lodge) (the Entity) as at March 31, 2021 and the results of its operations, its remeasurement gains and losses and its cash flows for the year then ended in accordance with Canadian public sector accounting standards.

What we have audited
The Entity's financial statements comprise:

- the statement of financial position as at March 31, 2021;
- the statement of changes in net assets for the year then ended;
- the statement of operations for the year then ended;
- the statement of cash flows for the year then ended; and
- the notes to the financial statements, which include significant accounting policies and other explanatory information.

Basis for opinion

We conducted our audit in accordance with Canadian generally accepted auditing standards. Our responsibilities under those standards are further described in the *Auditor's responsibilities for the audit of the financial statements* section of our report.

We believe that the audit evidence we have obtained is sufficient and appropriate to provide a basis for our opinion.

Independence
We are independent of the Entity in accordance with the ethical requirements that are relevant to our audit of the financial statements in Canada. We have fulfilled our other ethical responsibilities in accordance with these requirements.

Responsibilities of management and those charged with governance for the financial statements

Management is responsible for the preparation and fair presentation of the financial statements in accordance with Canadian public sector accounting standards, and for such internal control as

PricewaterhouseCoopers LLP
128 4th Avenue South, Suite 600, Saskatoon, Saskatchewan, Canada S7K 1M8
T: +1 306 668 5900, F: +1 306 652 1315

"PwC" refers to PricewaterhouseCoopers LLP, an Ontario limited liability partnership.

pwc

management determines is necessary to enable the preparation of financial statements that are free from material misstatement, whether due to fraud or error.

In preparing the financial statements, management is responsible for assessing the Entity's ability to continue as a going concern, disclosing, as applicable, matters related to going concern and using the going concern basis of accounting unless management either intends to liquidate the Entity or to cease operations, or has no realistic alternative but to do so.

Those charged with governance are responsible for overseeing the Entity's financial reporting process.

Auditor's responsibilities for the audit of the financial statements

Our objectives are to obtain reasonable assurance about whether the financial statements as a whole are free from material misstatement, whether due to fraud or error, and to issue an auditor's report that includes our opinion. Reasonable assurance is a high level of assurance, but is not a guarantee that an audit conducted in accordance with Canadian generally accepted auditing standards will always detect a material misstatement when it exists. Misstatements can arise from fraud or error and are considered material if, individually or in the aggregate, they could reasonably be expected to influence the economic decisions of users taken on the basis of these financial statements.

As part of an audit in accordance with Canadian generally accepted auditing standards, we exercise professional judgment and maintain professional skepticism throughout the audit. We also:

- Identify and assess the risks of material misstatement of the financial statements, whether due to fraud or error, design and perform audit procedures responsive to those risks, and obtain audit evidence that is sufficient and appropriate to provide a basis for our opinion. The risk of not detecting a material misstatement resulting from fraud is higher than for one resulting from error, as fraud may involve collusion, forgery, intentional omissions, misrepresentations, or the override of internal control.
- Obtain an understanding of internal control relevant to the audit in order to design audit procedures that are appropriate in the circumstances, but not for the purpose of expressing an opinion on the effectiveness of the Entity's internal control.
- Evaluate the appropriateness of accounting policies used and the reasonableness of accounting estimates and related disclosures made by management.
- Conclude on the appropriateness of management's use of the going concern basis of accounting and, based on the audit evidence obtained, whether a material uncertainty exists related to events or conditions that may cast significant doubt on the Entity's ability to continue as a going concern. If we conclude that a material uncertainty exists, we are required to draw attention in our auditor's report to the related disclosures in the financial statements or, if such disclosures are inadequate, to modify our opinion. Our conclusions are based on the audit evidence obtained up to the date of our auditor's report. However, future events or conditions may cause the Entity to cease to continue as a going concern.

- Evaluate the overall presentation, structure and content of the financial statements, including the disclosures, and whether the financial statements represent the underlying transactions and events in a manner that achieves fair presentation.

We communicate with those charged with governance regarding, among other matters, the planned scope and timing of the audit and significant audit findings, including any significant deficiencies in internal control that we identify during our audit.

/s/PricewaterhouseCoopers LLP

Chartered Professional Accountants

Saskatoon, Saskatchewan
October 14, 2021

BUILDING BRIDGES FOR THE FUTURE SASKATOON INC.
(O/A WHITE BUFFALO YOUTH LODGE)
STATEMENT OF FINANCIAL POSITION
AS AT MARCH 31, 2021

	2021 $	2020 $
Assets		
Current assets		
Cash	1,640,039	992,271
Accounts receivable (note 3)	453,820	282,706
Due from related parties (note 4)	85,960	29,511
Prepaid expenses	14,983	7,087
	2,194,802	1,311,575
Tangible capital assets (note 5)	73,782	39,529
	2,268,584	1,351,104
Liabilities		
Current liabilities		
Accounts payable and accrued liabilities	198,428	72,849
Deferred revenue (note 6)	614,462	652,458
Due to related parties (note 4)	1,373,223	591,433
	2,186,113	1,316,740
Net Assets		
Invested in tangible capital assets	73,782	39,529
Unrestricted net assets (deficit)	8,689	(5,165)
	82,471	34,364
	2,268,584	1,351,104

Approved by the Board of Directors

"Signed – Kelly Wolfe" Director "Signed – Daryl Watson" Director

The accompanying notes are an integral part of these financial statements.

BUILDING BRIDGES FOR THE FUTURE SASKATOON INC.
(O/A WHITE BUFFALO YOUTH LODGE)
STATEMENT OF OPERATIONS AND NET ASSETS
FOR THE YEAR ENDED MARCH 31, 2021

	Budget $ (Unaudited – note 9)	2021 $	2020 $
Unrestricted net assets			
Balance – Beginning of year	(5,165)	(5,165)	20,547
Excess of revenue over expenditures for the year	404,837	48,107	13,817
Transfers to invested in tangible capital assets	-	(34,253)	(39,529)
Balance – End of year	399,672	8,689	(5,165)

	Budget $ (Unaudited – note 9)	2021 $	2020 $
Invested in tangible capital assets			
Balance – Beginning of year	39,529	39,529	-
Transfers from unrestricted net assets	-	34,253	39,529
Balance – End of year	39,529	73,782	39,529

BUILDING BRIDGES FOR THE FUTURE SASKATOON INC.
(O/A WHITE BUFFALO YOUTH LODGE)
STATEMENT OF OPERATIONS
FOR THE YEAR ENDED MARCH 31, 2021

	Budget $ (Unaudited – note 9)	2021 $	2020 $
Revenue			
Indigenous Services Canada	1,253,071	1,039,282	606,032
Saskatoon Housing Initiatives Partnership (note 6)	665,219	868,833	214,443
Special Programs – Food Security	-	329,878	-
Nutrien (note 6)	95,900	322,902	16,676
Indigenous Services Canada deferred revenue (note 6)	-	227,832	31,788
Donations and other income	111,375	127,701	40,730
City of Saskatoon – Facility grant	128,440	124,540	132,457
Grants	74,900	93,969	86,146
Rent	38,400	14,415	35,155
United Way of Saskatoon	21,420	-	178,643
Dakota Dunes Community Development Corporation (note 4)	53,000	-	78,036
	2,441,725	3,149,352	1,420,106
Expenditures			
Salary and benefits	1,374,513	1,617,125	910,210
Nutrition	168,237	429,460	24,848
Program supplies	148,113	289,029	77,070
Repairs and maintenance	44,005	143,835	16,359
Honoraria	44,700	129,904	27,658
Contracted services	-	119,527	7,583
Special events (note 4)	-	62,419	198,764
Professional development	25,700	57,099	12,752
Program travel	22,900	47,328	16,536
Program activities	99,140	32,547	20,542
Program equipment	-	30,021	8,051
Legal and audit	23,500	27,306	28,127
Rent	48,700	25,964	-
Office supplies and materials	5,360	23,574	18,847
Telephone	22,500	23,432	8,763
Amortization	-	19,996	6,976
Bank charges and interest	-	13,236	8,523
Insurance	6,500	6,689	8,492
Workshops and meetings	2,600	1,861	3,664
Advertising	420	893	2,524
	2,036,888	3,101,245	1,406,289
Excess of revenue over expenditures for the year	404,837	48,107	13,817

BUILDING BRIDGES FOR THE FUTURE SASKATOON INC.
(O/A WHITE BUFFALO YOUTH LODGE)
STATEMENT OF CASH FLOWS
MARCH 31, 2021

	2021 $	2020 $
Cash provided by (used in)		
Operating activities		
Excess of revenue over expenditures for the year	48,107	13,817
Amortization	19,996	6,976
	68,103	20,793
Change in non-cash working capital balances		
Accounts receivable	(171,114)	130,438
Prepaid expenses	(7,896)	(7,087)
Due from related parties	(56,449)	101,099
Accounts payable	125,579	20,552
Deferred revenue	(37,996)	27,513
	(79,773)	293,308
Investing activities		
Purchase of tangible capital assets	(54,249)	(46,505)
Financing activities		
Due from (to) related parties	781,790	(735,999)
Change in cash	647,768	(489,196)
Cash – Beginning of year	992,271	1,481,467
Cash – End of year	1,640,039	992,271

1 Nature of the business

Building Bridges for the Future Saskatoon Inc. (O/A White Buffalo Youth Lodge) (the Corporation) was established on February 24, 2010 as a charitable corporation under the Non-Profit Corporations Act of Saskatchewan and is not subject to income tax under provisions of paragraph 149 of the Income Tax Act. The Corporation provides social and educational services to the underprivileged in Saskatoon, Saskatchewan, Canada.

2 Significant accounting policies

Basis of preparation

The financial statements have been prepared in accordance with Canadian Public Sector Accounting Standards (PSAS), including accounting standards that apply only to not-for-profit organizations.

Use of estimates

The preparation of financial statements in conformity with PSAS, including accounting standards that apply only to not-for-profit organizations, requires management to make estimates and assumptions that affect the reported amounts of assets, liabilities, revenues and expenses during the reporting period. These estimates and assumptions are based on the best information available at the time of preparation of the financial statements and are reviewed annually to reflect new information as it becomes available. Significant items subject to estimates and assumptions include: the valuation of accounts receivable and due from relates parties. Actual results could differ from those estimates.

Revenue recognition

The Corporation follows the deferral method of accounting for contributions. Restricted contributions are recognized as revenue in the year in which the related expenses are incurred. Unrestricted contributions are recognized as revenue when received or receivable if the amount to be received can be reasonably estimated and collection is reasonably assured. Endowment contributions are recognized as direct increases in net assets.

Rental income is recognized as revenue over the period that the rental occurs.

Contributed services

Contributed services are not recorded because of the difficulty of determining their fair value. Contributed services are not recognized in the financial statements.

Tangible capital assets

Tangible capital assets are recorded at cost less accumulated amortization. Contributed capital assets are recorded at fair value at the date of contribution. In the year of addition, only half the amortization rate is taken. Amortization is provided on a straight-line basis over each asset's estimated useful life, as follows:

Vehicles	3.33 years

Financial instruments

The Corporation initially measures its financial assets and financial liabilities at fair value, except for certain instruments originated or acquired in related party transactions. The Corporation subsequently measures all its financial assets and financial liabilities at amortized cost, except for equity investments quoted in active markets and derivative financial instruments, which are measured at fair value. Changes in fair value are recognized in net income.

Financial assets measured at amortized cost include cash, accounts receivable and due from related parties. Financial liabilities measured at amortized cost include accounts payable and accrued liabilities and due to related parties.

Transaction costs on financial assets and liabilities measured at amortized cost are adjusted against the carrying value of the related asset or liability and then recognized over the expected life of the instrument using the straight-line method. Transaction costs on equity investments quoted in active markets are recognized immediately in the statement of operations.

At the end of each reporting period, the Corporation assesses whether there are any indications that a financial asset measured at amortized cost may be impaired. If there are indicators of impairment, and the Corporation determines there has been a significant adverse change in the expected amount or timing of future cash flows, the carrying amount of the asset is reduced to the higher of the expected cash flows expected to be generated by holding the asset, discounted using a current market rate of interest, and the amount that could be realized by selling the asset at the statement of financial position date.

Net assets

The Corporation's financial statements are presented so as to highlight net assets as the measurement of financial position. The net assets of the Corporation are determined by its liabilities less its assets.

3 Accounts receivable

	2021 $	2020 $
City of Saskatoon	253,400	128,860
United Way	77,560	77,560
Saskatchewan Housing Initiatives Partnership (SHIP)	75,881	46,446
Other receivables	31,412	29,840
GST receivable	15,567	-
	453,820	282,706

4 Related party transactions

Related party transactions are recorded at the exchange amount agreed to by the related parties. All parties noted below are related to the Corporation by virtue of common control by the Saskatoon Tribal Council member First Nations.

Other than items specifically disclosed elsewhere in the financial statements and notes, the following is a list of significant related party balances:

	2021 $	2020 $
STC Urban First Nation Services Inc.		
Amount owing to related party	728,100	587,937
STC Health & Family Services		
Amount owing to related party	645,123	3,496
Dakota Dunes Community Development Corporation		
Amount owing from related party	-	10,536
Grant revenue	-	78,036
Saskatoon Tribal Council Inc.		
Amount owing from related party	66,724	18,975
STC Industrial Contracting Limited Partnership		
Special events	-	113,891

5 Tangible capital assets

	2021 Vehicles $	2020 Vehicles $
Cost		
Beginning of year	46,505	-
Additions	54,249	46,505
End of year	100,754	46,505
Accumulated amortization		
Beginning of year	6,976	-
Amortization	19,996	6,976
End of year	26,972	6,976
	73,782	39,529

6 Deferred revenue

	Balance – Beginning of year $	Recognized $	Amount deferred $	Balance – End of year $
Indigenous Services Canada	518,645	(518,645)	310,049	310,049
Nutrien	133,813	(103,877)	-	29,936
Saskatchewan Housing Initiatives Partnership (SHIP)	-	-	274,477	274,477
	652,458	(622,522)	584,526	614,462

7 Financial instruments and risk management

The Corporation's financial instruments expose it to a variety of financial risks.

Credit risk

Credit risk is the risk one party to a financial instrument will cause a financial loss for the other party by failing to discharge an obligation. Financial instruments that potentially subject the Corporation to credit risk consist principally of cash, accounts receivable and due from related parties.

The Corporation's cash is maintained at major financial institutions; therefore, the Corporation considers the risk of non-performance of these instruments to be remote.

The majority of the Corporation's due from related parties are due from related parties that have sufficient cash to pay the balances, while accounts receivable are primarily due from various levels of government and as such collection is reasonably assured. The Corporation believes the credit risk related to these receivables is low.

Liquidity risk

The Corporation is reliant on various funding agreements in order to sustain operations. Liquidity risk is the risk that the Corporation will not be able to meet its financial obligations as they come due. Liquidity risk also includes the risk of not being able to liquidate assets in a timely manner at a reasonable price. The Corporation's approach to managing liquidity is to ensure that it has sufficient cash flows available to fund its operations and to meet its obligations when due, under both normal and stressed conditions.

Market risk

Market risk is the risk the fair value or future cash flows of a financial instrument will fluctuate because of changes in market prices. Market risk comprises three types of risk: currency rate risk, interest rate risk and other price risk. The Corporation is not exposed to any of these risks.

8 Pension plan

The Corporation provided a defined contribution plan for eligible members of its staff. Members are required to contribute a portion of their salary, with the Corporation matching a portion of this contribution. The pension expense in the current year was $34,557 (2020 – $33,571). The benefits accrued to the Corporation's employees are calculated based on salary, years of service and employment level.

9 Budgeted figures

Unaudited budgeted figures have been provided for comparison purposes and have been derived from the estimates approved by the Board of Directors.

10 COVID-19

In March 2020, the World Health Organization characterized the outbreak of the COVID-19 virus as a global pandemic. As at March 31, 2021, the COVID-19 pandemic had not yet had a significant impact on the Corporation; therefore, no adjustments have been recorded in the financial statements relating to this crisis for the year then ended. Management has assessed that there are no significant disclosures to make with respect to any changes to assets or liabilities in the subsequent period. As it is not yet known when public health restrictions will be removed, nor the long-term impact of COVID-19, it is not possible to estimate any financial impact of this event on the Corporation's financial results subsequent to March 31, 2021.

CRESS HOUSING CORPORATION

FINANCIAL STATEMENTS FOR THE YEAR ENDED DECEMBER 31, 2020

Lingard +Dreger

INDEPENDENT AUDITOR'S REPORT

To the Members of Cress Housing Corporation

Opinion

We have audited the financial statements of Cress Housing Corporation (the Organization), which comprise the statement of financial position as at December 31, 2020, and the statements of operations, changes in net assets and cash flows for the year then ended, and notes to the financial statements, including a summary of significant accounting policies.

In our opinion, the accompanying financial statements present fairly, in all material respects, the financial position of the Organization as at December 31, 2020, and the results of its operations and cash flows for the year then ended in accordance with the financial reporting provisions of Section 10(2) of the operating agreement between the Organization and Canada Mortgage and Housing Corporation (CMHC).

Basis for Opinion

We conducted our audit in accordance with Canadian generally accepted auditing standards. Our responsibilities under those standards are further described in the *Auditor's Responsibilities for the Audit of the Financial Statements* section of our report. We are independent of the Organization in accordance with ethical requirements that are relevant to our audit of the financial statements in Canada, and we have fulfilled our other ethical responsibilities in accordance with these requirements. We believe that the audit evidence we have obtained is sufficient and appropriate to provide a basis for our opinion.

Emphasis of Matter - Basis of Accounting and Restriction on Use

We draw attention to Note 2 to the financial statements, which describes the basis of accounting. The financial statements are prepared to assist the Organization to comply with the financial reporting provisions of Section 10(2) of the operating agreement. As a result, the financial statements may not be suitable for another purpose. Our report is intended solely for the Directors of the Organization and CMHC and should not be used by parties other than the Directors of the Organization or CMHC. Our opinion is not modified in respect of this matter.

Responsibilities of Management and Those Charged with Governance for the Financial Statements

Management is responsible for the preparation of these financial statements in accordance with the financial reporting provisions of Section 10(2) of the operating agreement, and for such internal control as management determines is necessary to enable the preparation of financial statements that are free from material misstatement, whether due to fraud or error.

In preparing the financial statements, management is responsible for assessing the Organization's ability to continue as a going concern, disclosing, as applicable, matters related to going concern and using the going concern basis of accounting unless management either intends to liquidate the Organization or to cease operations, or has no realistic alternative but to do so.

Those charged with governance are responsible for overseeing the Organization's financial reporting process.

(continues)

Auditor's Responsibilities for the Audit of the Financial Statements

Our objectives are to obtain reasonable assurance about whether the financial statements as a whole are free from material misstatement, whether due to fraud or error, and to issue an auditor's report that includes our opinion. Reasonable assurance is a high level of assurance, but is not a guarantee that an audit conducted in accordance with Canadian generally accepted auditing standards will always detect a material misstatement when it exists. Misstatements can arise from fraud or error and are considered material if, individually or in the aggregate, they could reasonably be expected to influence the economic decisions of users taken on the basis of these financial statements.

As part of an audit in accordance with Canadian generally accepted auditing standards, we exercise professional judgment and maintain professional skepticism throughout the audit. We also:

- Identify and assess the risks of material misstatement of the financial statements, whether due to fraud or error, design and perform audit procedures responsive to those risks, and obtain audit evidence that is sufficient and appropriate to provide a basis for our opinion. The risk of not detecting a material misstatement resulting from fraud is higher than for one resulting from error, as fraud may involve collusion, forgery, intentional omissions, misrepresentations, or the override of internal control.
- Obtain an understanding of internal control relevant to the audit in order to design audit procedures that are appropriate in the circumstances, but not for the purpose of expressing an opinion on the effectiveness of the Organization's internal control.
- Evaluate the appropriateness of accounting policies used and the reasonableness of accounting estimates and related disclosures made by management.
- Conclude on the appropriateness of management's use of the going concern basis of accounting and, based on the audit evidence obtained, whether a material uncertainty exists related to events or conditions that may cast significant doubt on the Organization's ability to continue as a going concern. If we conclude that a material uncertainty exists, we are required to draw attention in our auditor's report to the related disclosures in the financial statements or, if such disclosures are inadequate, to modify our opinion. Our conclusions are based on the audit evidence obtained up to the date of our auditor's report. However, future events or conditions may cause the Organization to cease to continue as a going concern.
- Evaluate the overall presentation, structure and content of the financial statements, including the disclosures, and whether the financial statements represent the underlying transactions and events in a manner that achieves fair presentation.

We communicate with those charged with governance regarding, among other matters, the planned scope and timing of the audit and significant audit findings, including any significant deficiencies in internal control that we identify during our audit.

Lingard + Dreger

Chartered Professional Accountants

Saskatoon, Saskatchewan
April 30, 2021

CRESS HOUSING CORPORATION

STATEMENT OF FINANCIAL POSITION

AS AT DECEMBER 31, 2020

	2020	2019
ASSETS		
CURRENT		
Cash	**$ 546,347**	$ 128,094
Accounts receivable *(Note 4)*	**423,429**	340,502
Restricted		
Cash (Tenant deposits)	**81,090**	246,827
Cash (CMHC)	**1,546,644**	15,517,216
Cash (Market)	**813,417**	-
Short-term investments (CMHC) *(Note 3)*	**13,115,032**	-
	16,525,959	16,232,639
TANGIBLE CAPITAL ASSETS *(Note 11)*	**18,112,198**	18,330,522
	$ 34,638,157	$ 34,563,161
LIABILITIES		
CURRENT		
Accounts payable and accrued liabilities *(Note 5)*	**$ 257,095**	$ 223,706
Prepaid rent	**31,945**	29,521
Tenant deposits	**81,090**	117,930
Current portion of long-term debt *(Note 7)*	**1,696,779**	300,501
	2,066,909	671,658
LONG-TERM DEBT *(Note 7)*	**1,473,308**	3,169,015
	3,540,217	3,840,673
NET ASSETS		
SURPLUS *(Schedule 1)*	**1,471,054**	1,312,769
REPLACEMENT RESERVE *(Schedule 2)*	**15,642,548**	15,425,381
INVESTED IN CAPITAL ASSETS *(Schedule 3)*	**13,984,338**	13,984,338
	31,097,940	30,722,488
	$ 34,638,157	$ 34,563,161

CONTINGENT LIABILITY *(Note 8)*

APPROVED ON BEHALF OF THE BOARD

Director

Director

See notes to the financial statements

CRESS HOUSING CORPORATION

STATEMENT OF OPERATIONS

FOR THE YEAR ENDED DECEMBER 31, 2020

	2020	2019
REVENUE		
Rental revenue	**$ 2,958,535**	$ 3,039,699
Operating subsidy	**1,049,184**	1,130,405
Administrative recovery	**265,528**	312,675
Management and maintenance fee	**57,839**	106,738
Laundry revenue	**15,254**	10,368
Replacement Reserve subsidy	**-**	12,923,213
	4,346,340	17,523,098
EXPENSES		
Administration - General	**158,657**	135,224
Administration - Salaries, benefits and travel	**783,440**	764,908
Amortization	**299,431**	294,286
Bad debts	**66,391**	63,775
Bank charges	**15,014**	11,657
Committee meetings	**3,200**	1,393
Condo fees	**25,320**	46,936
Insurance	**189,243**	179,962
Janitorial	**21,350**	9,968
Mortgage interest	**135,324**	141,590
Professional fees	**18,757**	22,044
Property taxes	**687,685**	671,391
Rent	**52,121**	37,437
Repairs and maintenance	**724,751**	733,695
Replacement Reserve allocation	**279,160**	13,356,378
Security	**10,586**	15,494
Shop expenses	**22,214**	30,461
Site management	**50,897**	59,442
Telephone	**18,922**	11,083
Tenant counselling	**70,108**	70,369
Utilities	**410,824**	373,322
Utilities - arrears	**64,559**	-
	4,107,954	17,030,815
EXCESS OF REVENUE OVER EXPENSES FROM OPERATIONS	**238,386**	492,283
OTHER ITEMS		
Owners allocation	**80,101**	161,848
EXCESS OF REVENUE OVER EXPENSES FOR THE YEAR	**$ 158,285**	$ 330,435

See notes to the financial statements

CRESS HOUSING CORPORATION

STATEMENT OF CHANGES IN NET ASSETS

FOR THE YEAR ENDED DECEMBER 31, 2020

	Surplus	Replacement Reserve	Invested in Capital Assets	**2020**	2019
NET ASSETS - BEGINNING OF YEAR	$ 1,312,769	$ 15,425,381	$ 13,984,338	**$ 30,722,488**	$ 17,343,679
Excess of revenue over expenses	158,285	-	-	**158,285**	330,435
Replacement Reserve allocation	-	279,160	-	**279,160**	13,356,378
Replacement Reserve interest earned	-	225,552	-	**225,552**	5,070
Replacement Reserve expenditures	-	(287,545)	-	**(287,545)**	(313,074)
NET ASSETS - END OF YEAR	$ 1,471,054	$ 15,642,548	$ 13,984,338	**$ 31,097,940**	$ 30,722,488

See notes to the financial statements

CRESS HOUSING CORPORATION

STATEMENT OF CASH FLOWS

FOR THE YEAR ENDED DECEMBER 31, 2020

	2020	2019
OPERATING ACTIVITIES		
Excess of revenue over expenses for the year	$ 158,285	$ 330,435
Item not affecting cash:		
Amortization of tangible capital assets	299,431	294,286
	457,716	624,721
Changes in non-cash working capital:		
Accounts receivable	(82,927)	(97,536)
Accounts payable and accrued liabilities	33,391	41,096
Prepaid rent	2,424	29,521
Tenant deposits	(36,840)	5,282
	(83,952)	(21,637)
Cash flow from operating activities	373,764	603,084
INVESTING ACTIVITIES		
Purchase of restricted short-term investments	(12,900,000)	-
Reinvested interest	(215,032)	-
Purchase of tangible capital assets	(81,107)	-
Cash flow used by investing activities	(13,196,139)	-
FINANCING ACTIVITIES		
Repayment of long-term debt	(299,431)	(294,286)
Increase in Replacement Reserve	217,167	13,048,374
Cash flow from (used by) financing activities	(82,264)	12,754,088
NET CHANGE IN CASH AND CASH EQUIVALENTS DURING THE YEAR	(12,904,639)	13,357,172
CASH AND CASH EQUIVALENTS - BEGINNING OF YEAR	15,892,137	2,534,965
CASH AND CASH EQUIVALENTS - END OF YEAR	$ 2,987,498	$ 15,892,137
CASH AND CASH EQUIVALENTS CONSIST OF:		
Cash	$ 546,347	$ 128,094
Restricted		
Cash (Tenant deposits)	81,090	246,827
Cash (CMHC)	1,546,644	15,517,216
Cash (Market)	813,417	-
	$ 2,987,498	$ 15,892,137

See notes to the financial statements

CRESS HOUSING CORPORATION
Notes to the Financial Statements
For the Year Ended December 31, 2020

1. NATURE OF BUSINESS

Cress Housing Corporation ("the Organization") was incorporated February 24, 1984 and was registered under the *Saskatchewan Non-Profit Corporations Act*. The Organization commenced acquiring single unit dwellings during July, 1984. The Organization now also acquires apartment buildings and rents these units to qualifying tenants.

2. SUMMARY OF SIGNIFICANT ACCOUNTING POLICIES

The financial reporting framework is prescribed by the operating agreement with CMHC which requires the financial statements to be prepared in accordance with the following policies:

Revenue recognition

The Organization follows the deferral method of accounting for contributions. Rental revenue is recognized as revenue in the period in which it relates. Subsidies and unrestricted contributions are recognized as revenue in the year received or receivable if the amount to be received can be reasonably estimated and collection is reasonably assured. Restricted contributions are recognized as revenue in the year in which the related expenses are incurred.

Interest earned on the replacement reserve investments is credited directly to the Replacement Reserve.

Capital grants received from government and other organizations designated for the acquisition of capital assets are recorded as Invested in Capital Assets.

Replacement Reserve

Under the terms of the agreement with CMHC, the Replacement Reserve accounts are to be credited annually with interest and allocation of CMHC's subsidy to provide for major replacements to the rental properties. The Replacement Reserve is funded by an annual charge against earnings as opposed to an appropriation of accumulated surpluses.

These funds along with accumulated interest must be held in a separate bank account and/or invested only in accounts or instruments insured by the Canada Deposit Insurance Corporation or as may otherwise be approved by CMHC from time to time.

Appropriations to the Replacement Reserve totaling $279,160 (2019 - $13,356,378) were made during the current year. Approved expenditures incurred in the year are charged directly to the Replacement Reserve. As a result of this accounting practice, actual expenditures for replacement and maintenance do not normally appear in the statement of operations.

Tangible capital assets and amortization

Tangible capital assets are recorded at cost less accumulated amortization. In accordance with the operating agreement with CMHC, amortization is provided to the extent that the related mortgage principal is retired during the year. Tangible capital assets that are not financed are not amortized for accounting purposes.

Income taxes

The Organization qualifies as a tax exempt organization under section 149 of the *Income Tax Act*.

Cash and cash equivalents

Cash and cash equivalents consist of balances with banks and short-term investments with maturities of three months or less.

CRESS HOUSING CORPORATION
Notes to the Financial Statements
For the Year Ended December 31, 2020

2. SUMMARY OF SIGNIFICANT ACCOUNTING POLICIES *(continued)*

Financial instruments

The Organization initially measures its financial assets and financial liabilities at fair value. It subsequently measures all its financial assets and financial liabilities at amortized cost, except for investments in equity instruments that are quoted in an active market, which are measured at fair value. Changes in fair value are recognized in the statements of operations in the period incurred.

Financial assets subsequently measured at amortized cost include cash, restricted cash, restricted short-term investments and accounts receivable. Financial liabilities subsequently measured at amortized cost include accounts payable and accrued liabilities and tenant deposits. The fair value of the cash, restricted cash, restricted short-term investments, accounts receivable, and accounts payable and accrued liabilities and tenant deposits approximates their carrying value due to their short-term nature.

Use of estimates

The preparation of financial statements in accordance with the operating agreement requires management to make estimates and assumptions that affect the reported amount of assets and liabilities, any disclosure of contingent assets and liabilities at the date of the financial statements, and the reported amount of revenue and expenses during the reporting period. Actual results may differ from those estimates. Significant estimates include, but are not limited to, the collectibility of accounts receivable.

Contributed services

Contributions in-kind are recorded at fair value for goods or services used in the normal course of operations that would otherwise have been purchased.

The Board of Directors are not compensated for their services provided to the Organization. The Director fees are being paid for by a related Corporation.

3. RESTRICTED INVESTMENTS

	Maturity	2020	Yield	2019
Short-term				
Term deposits	**< 1 year**	**$ 13,115,032**	**0.20% - 2.15%**	$ -

4. ACCOUNTS RECEIVABLE

	2020	2019
Rent receivable	**$ 315,939**	$ 163,406
Grant receivable	**19,952**	20,000
GST receivable	**53,541**	56,067
Management fee receivable	**33,997**	101,029
	$ 423,429	$ 340,502

CRESS HOUSING CORPORATION
Notes to the Financial Statements
For the Year Ended December 31, 2020

5. ACCOUNTS PAYABLE AND ACCRUED LIABILITIES

	2020	2019
Accounts payable	**$ 179,090**	$ 135,293
Wages payable	**25,292**	19,293
Accrued holiday pay	**52,713**	59,556
Management contract payable	-	9,564
	$ 257,095	$ 223,706

6. REPLACEMENT RESERVE

The CMHC Replacement Reserve account consists of:

	Core 116 units	SHC 17 units	IA 30 units	Total
Balance, December 31, 2019	$ 13,466,034	$ 1,133,733	$ -	$ 14,599,767
CMHC subsidy allocation	-	-	-	-
Transfer from surplus	-	-	-	-
Interest earned	206,982	17,939	-	224,921
Less: Approved expenditures from reserve	(135,092)	(27,920)	-	(163,012)
Balance, December 31, 2020	$ 13,537,924	$ 1,123,752	$ -	$ 14,661,676

The Market Replacement Reserve account consists of:

	Total
Balance, December 31, 2019	$ 825,614
Allocation of funds	279,160
Interest earned	631
Less: Approved expenditures from reserve	(124,533)
Balance, December 31, 2020	980,872
Total Replacement Reserve, December 31, 2020	**$ 15,642,548**

CRESS HOUSING CORPORATION
Notes to the Financial Statements
For the Year Ended December 31, 2020

7. LONG-TERM DEBT

	2020	2019
CMHC mortgage repayable in blended monthly payments of $4,951 including interest at 1.89%. The mortgage matures on November 1, 2025.	**$ 278,781**	$ 332,394
CMHC mortgage repayable in blended monthly payments of $3,729 including interest at 0.46%. The mortgage matures on February 1, 2027.	**271,991**	314,443
CMHC mortgage repayable in blended monthly payments of $1,911 including interest at 0.46%. The mortgage matures on November 1, 2027.	**156,113**	177,749
CMHC mortgage repayable in blended monthly payments of $369 including interest at 0.46%. The mortgage matures on February 1, 2028.	**31,191**	35,358
CMHC mortgage repayable in blended monthly payments of $1,839 including interest at 1.89%. The mortgage matures on June 1, 2029.	**173,179**	191,791
First Nations Bank loan repayable in blended monthly payments of $2,961 including interest at 4.93%. The loan matures on October 18, 2023.	**373,213**	390,091
First Nations Bank loan repayable in blended monthly payments of $1,146 including interest at 4.93%. The loan matures on January 1, 2024.	**146,008**	152,520
First Nations Bank loan repayable in blended monthly payments of $967 including interest at 4.25%. The loan matures on October 4, 2025.	**104,711**	111,129
First Nations Bank loan repayable in blended monthly payments of $13,254 including interest at 5.33%. The loan matures on July 10, 2021.	**989,741**	1,092,874
First Nations Bank loan repayable in blended monthly payments of $2,681 including interest at 5.33%. The loan matures on August 4, 2021.	**326,466**	340,766
First Nations Bank loan repayable in blended monthly payments of $889 including interest at 4.97%. The loan matures on March 1, 2022.	**118,252**	122,901
First Nations Bank loan repayable in blended monthly payments of $552 including interest at 5.05%. The loan matures on April 1, 2021.	**72,170**	74,712
First Nations Bank loan repayable in blended monthly payments of $928 including interest at 5.05%. The loan matures on April 1, 2021.	**128,271**	132,788
	3,170,087	3,469,516
Amounts payable within one year	**(1,696,779)**	(300,501)
	$ 1,473,308	$ 3,169,015

(continues)

CRESS HOUSING CORPORATION
Notes to the Financial Statements
For the Year Ended December 31, 2020

7. LONG-TERM DEBT *(continued)*

The estimated principal repayments due in each of the next five years are as follows:

2021	$ 1,696,779
2022	291,843
2023	499,804
2024	282,129
2025	219,704
Thereafter	179,828
	$ 3,170,087

8. CONTINGENT LIABILITY

The Organization receives project financing from Saskatchewan Housing Corporation (SHC) to develop, construct, or improve affordable rental housing for low to moderate income households. The project financing is in the form of a forgivable loan that is forgiven in an amount annually over a period of years if the Organization adheres to the SHC's operating agreement.

The project financing is recorded by the Organization as a capital grant and credited to Invested in Capital Assets, resulting in a contingent liability. If the Organization does not adhere to the operating agreements the non-forgivable portion of the grant is refundable.

Forgivable Funds Advanced:

Date	Total advanced	Forgiven	Balance, December 31, 2020
2008	$ 419,371	$ 414,379	$ 4,992
2010	567,190	495,703	71,487
2011	1,641,006	458,492	1,182,514
2012	2,592,000	1,125,000	1,467,000
2012	264,000	177,833	86,167
2013	408,000	240,833	167,167
2013	552,000	282,134	269,866
2016	360,000	240,000	120,000
	$ 6,803,567	$ 3,434,374	$ 3,369,193

9. FINANCIAL INSTRUMENTS

The Organization, as part of its operations, carries a number of financial instruments. It is management's opinion that the Organization is not exposed to significant risks arising from these financial instruments except as otherwise disclosed.

Credit risk

Credit risk arises from the potential that a counter party will fail to perform its obligations. The Organization is exposed to credit risk from potential non-payment of accounts receivable, specifically its rent receivable. An allowance for doubtful accounts is established based upon factors surrounding the credit risk of specific accounts, historical trends and other information. The Organization has a significant number of tenants which minimizes concentration of credit risk.

Interest rate risk

Interest rate risk is the risk that the value of a financial instrument might be adversely affected by a change in the interest rates. Changes in market interest rates may have an effect on the cash flows associated with some financial assets and liabilities, known as cash flow risk, and on the fair value of other financial assets or liabilities, known as price risk. The Organization is exposed to interest rate risk on its investments and long-term debt.

10. COMPARATIVE FIGURES

Some of the comparative figures have been reclassified to conform to the current year's presentation.

CRESS HOUSING CORPORATION
Notes to the Financial Statements
For the Year Ended December 31, 2020

11. TANGIBLE CAPITAL ASSETS

The major categories of capital assets and related accumulated amortization are as follows:

	Land & Buildings	Furniture & Appliances	Total Cost	Accumulated Amortization	**Net Book Value 2020**	Net Book Value 2019
CMHC						
Phase 1-4	$ 10,762,198	$ 188,632	$ 10,950,830	$ 9,961,605	**$ 989,225**	$ 1,048,599
	10,762,198	188,632	10,950,830	9,961,605	**989,225**	1,048,599
Market units						
Phase 5 - Hopkins	619,869	60,841	680,710	-	**680,710**	680,710
Phase 6 - Ave Y	1,161,003	76,914	1,237,917	-	**1,237,917**	1,237,917
Phase 7 - Hopkins	733,531	46,070	779,601	-	**779,601**	779,601
Phase 8 - Activity	414,834	3,445	418,279	100,000	**318,279**	318,279
Phase 9 - Ave P	-	-	-	-	**-**	-
Phase 10 - Ave V	1,000,501	5,732	1,006,233	-	**1,006,233**	1,006,233
Phase 11 - Houses	-	-	-	-	**-**	-
Phase 12 - 19th Street	2,310,622	24,128	2,334,750	193,279	**2,141,471**	2,164,861
Phase 13 - Ave H	2,974,822	2,811	2,977,633	-	**2,977,633**	2,977,633
Phase 14 - 7th Street	1,391,976	11,478	1,403,454	45,289	**1,358,165**	1,364,582
Phase 15 - 22nd Street	3,762,894	40,094	3,802,988	682,126	**3,120,862**	3,223,995
Phase 16 - Lindsay	2,196,178	17,591	2,213,769	73,535	**2,140,234**	2,154,535
Phase 18 - Argyle	530,614	-	530,614	16,747	**513,867**	518,516
Phase 20 - O'Neal	865,296	1,034	866,330	18,329	**848,001**	855,061
Total market units	17,962,140	290,138	18,252,278	1,129,305	**17,122,973**	17,281,923
Totals	$ 28,724,338	$ 478,770	$ 29,203,108	$ 11,090,910	**$ 18,112,198**	$ 18,330,522

CRESS HOUSING CORPORATION

Statement of Surpluses (Deficit) **(Schedule 1)**

For the Year Ended December 31, 2020

	Beginning of year	Surplus (Deficit) for the year	Payment prior year	Transfer to Reserve	**End of year**
CMHC	$ 51,057	$ 174,184	$ -	$ -	**$ 225,241**
Market Phases					
5 Hopkins	111,574	19,406	-	-	**130,980**
6 Avenue Y	57,960	(20,978)	-	-	**36,982**
7 Hopkins	121,575	17,977	-	-	**139,552**
8 Activity Centre	(87,622)	10,076	-	-	**(77,546)**
9 Avenue P	-	-	-	-	**-**
10 Avenue V	78,403	(18,933)	-	-	**59,470**
11 Houses	1,002,561	314,827	-	-	**1,317,388**
12 19th Street	(23,960)	(30,438)	-	-	**(54,398)**
13 Avenue H	103,228	(84,299)	-	-	**18,929**
14 7th Street	87,266	1,235	-	-	**88,501**
15 22nd Street	(225,127)	(175,875)	-	-	**(401,002)**
16 Lindsay	15,822	(27,678)	-	-	**(11,856)**
17 Packham	-	-	-	-	**-**
18 Argyle	(14,330)	(5,586)	-	-	**(19,916)**
19 STC	-	(22,489)	-	-	**(22,489)**
20 O'Neal	4,908	7,252	-	-	**12,160**
21 Cartier	(13,324)	(5,748)	-	-	**(19,072)**
22 Blaine Lake	42,778	5,352	-	-	**48,130**
Section 1 total	$ 1,312,769	$ 158,285	$ -	$ -	**$ 1,471,054**

CRESS HOUSING CORPORATION

Statement of Replacement Reserve **(Schedule 2)**

For the Year Ended December 31, 2020

	Beginning of year	Allocation of funds	Interest earned	Transfer	Expenditures from fund	**End of year**
CMHC	$ 14,599,767	$ -	$ 224,921	$ -	$ (163,012)	**$ 14,661,676**
Market phases						
5 Hopkins	85,862	10,800	106	-	(1,670)	**95,098**
6 Avenue Y	-	14,400	-	-	(7,631)	**6,769**
7 Hopkins	78,090	10,800	-	-	(4,294)	**84,596**
8 Activity	5,703	3,200	-	-	(265)	**8,638**
9 Avenue P	74,387	13,500	105	-	(2,054)	**85,938**
10 Avenue V	78,623	10,800	105	-	(16,313)	**73,215**
11 Houses	177,550	100,000	105	-	(49,049)	**228,606**
12 19th Street	32,758	12,100	-	-	(4,604)	**40,254**
13 Avenue H	88,106	29,160	105	-	(6,605)	**110,766**
14 7th Street	105,054	13,600	105	-	(593)	**118,166**
15 22nd Street	33,786	29,400	-	-	(17,944)	**45,242**
16 Lindsay	52,771	14,400	-	-	(4,846)	**62,325**
17 Packham	-	8,000	-	-	-	**8,000**
18 Argyle	2,395	2,400	-	-	(8,665)	**(3,870)**
19 STC	-	-	-	-	-	**-**
20 O'Neal	6,953	4,800	-	-	-	**11,753**
21 Cartier	3,576	1,800	-	-	-	**5,376**
22 Blaine Lake	-	-	-	-	-	**-**
	$ 15,425,381	$ 279,160	$ 225,552	$ -	$ (287,545)	**$ 15,642,548**

CRESS HOUSING CORPORATION

Statement of Investment in Capital Assets **(Schedule 3)**

For the Year Ended December 31, 2020

	Beginning of year	Capital grant	Transfer	**End of year**
CMHC	$ 487,653	$ -	$ (487,653)	**$ -**
Market phases				
5 Hopkins	681,000	-	-	**681,000**
6 Avenue Y	1,237,917	-	-	**1,237,917**
7 Hopkins	779,602	-	-	**779,602**
8 Activity	272,793	-	-	**272,793**
9 Avenue P	-	-	-	**-**
10 Avenue V	918,518	-	-	**918,518**
11 Houses	204,279	-	487,653	**691,932**
12 19th Street	1,633,003	-	-	**1,633,003**
13 Avenue H	2,964,481	-	-	**2,964,481**
14 7th Street	1,348,240	-	-	**1,348,240**
15 22nd Street	1,274,386	-	-	**1,274,386**
16 Lindsay	1,366,349	-	-	**1,366,349**
18 Argyle	236,796	-	-	**236,796**
20 O'Neal	579,321	-	-	**579,321**
	$ 13,984,338	$ -	$ -	**$ 13,984,338**

CRESS HOUSING CORPORATION

Statement of Operations - CMHC **(Schedule 4)**

For the Year Ended December 31, 2020

	Budget	Group 2 116 units	Group 3 17 units	Group 4 30 units	**2020 Actual**	2019 Actual
REVENUE						
Rental revenue	$ 924,691	$ 608,336	$ 96,702	$ 200,518	**$ 905,556**	$ 864,529
Operating subsidy	1,102,052	663,090	97,177	288,917	**1,049,184**	1,130,405
Replacement reserve subsidy	-	-	-	-	**-**	12,923,213
Laundry revenue	900	382	-	-	**382**	1,617
Administrative recovery	-	168,301	23,728	45,084	**237,113**	258,534
	2,027,643	1,440,109	217,607	534,519	**2,192,235**	15,178,298
EXPENSES						
Administration - General	30,478	39,538	5,283	10,227	**55,048**	44,948
Administration - Salaries, benefits and travel	359,679	556,242	78,344	148,854	**783,440**	528,325
Amortization	140,481	140,481	-	-	**140,481**	138,483
Audit and accounting	9,000	7,100	1,000	1,900	**10,000**	9,000
Bad debts	25,570	20,890	-	2,450	**23,340**	18,273
Bank charges	2,036	8,150	1,147	2,181	**11,478**	9,925
Committee meetings	8,074	2,272	320	608	**3,200**	1,101
Insurance	85,040	59,021	19,942	-	**78,963**	74,420
Janitorial	-	6,934	840	1,596	**9,370**	4,917
Legal	711	6,217	876	1,664	**8,757**	12,994
Mortgage interest	14,485	14,547	-	-	**14,547**	16,499
Office equipment	2,400	-	-	-	**-**	-
Property taxes	344,228	232,520	43,644	64,407	**340,571**	331,946
Rent	36,323	37,006	5,212	9,903	**52,121**	37,436
Repairs and maintenance	775,234	165,096	42,672	99,038	**306,806**	600,842
Replacement Reserve allocation	-	-	-	-	**-**	175,560
Replacement Reserve allocation - other	-	-	-	-	**-**	12,923,213
Security	-	95	-	-	**95**	-
Shop expense	25,937	15,772	2,221	4,221	**22,214**	30,461
Site management	5,400	4,200	-	-	**4,200**	4,917
Telephone	15,080	13,435	1,892	3,595	**18,922**	11,083
Tenant counseling	75,028	49,777	7,011	13,320	**70,108**	70,369
Tenant incentive	1,200	-	-	-	**-**	581
Utilities	71,259	58,685	3,739	1,966	**64,390**	66,529
	2,027,643	1,437,978	214,143	365,930	**2,018,051**	15,111,822
EXCESS OF REVENUE OVER EXPENSES	$ -	$ 2,131	$ 3,464	$ 168,589	**$ 174,184**	$ 66,476

CRESS HOUSING CORPORATION

Statement of Operations - Market Units - Phase 5 **(Schedule 5)**

For the Year Ended December 31, 2020

		2020		2019
REVENUE				
Rental revenue	**$**	**86,555**	$	88,270
Laundry revenue		**2,949**		1,322
Administrative recovery		**1,631**		9,498
Other		**-**		-
		91,135		99,090
EXPENSES				
Administration - General		**4,776**		3,996
Amortization		**-**		-
Bad debts		**-**		-
Bank charges		**170**		85
Insurance		**2,740**		2,530
Janitorial		**73**		-
Miscellaneous		**-**		-
Mortgage interest		**-**		-
Professional fees		**1,350**		1,275
Property taxes		**10,631**		10,684
Repairs and maintenance		**15,261**		12,635
Replacement Reserve allocation		**10,800**		10,800
Security		**-**		-
Site management		**3,500**		3,440
Utilities		**22,428**		21,819
		71,729		67,264
EXCESS OF REVENUE OVER EXPENSES	**$**	**19,406**	$	31,826

CRESS HOUSING CORPORATION

Statement of Operations - Market Units - Phase 7 **(Schedule 7)**

For the Year Ended December 31, 2020

		2020		2019
REVENUE				
Rental revenue	$	**72,521**	$	88,770
Laundry revenue		**3,121**		1,745
Administrative recovery		**1,631**		2,711
Other		**-**		-
		77,273		93,226
EXPENSES				
Administration - General		**5,283**		4,665
Amortization		**-**		-
Bad debts (recovery)		**(1,280)**		1,280
Bank charges		**170**		-
Insurance		**2,978**		-
Janitorial		**96**		-
Miscellaneous		**-**		-
Mortgage interest		**-**		-
Professional fees		**1,350**		1,275
Property taxes		**10,631**		10,684
Repairs and maintenance		**7,010**		9,725
Replacement Reserve allocation		**10,800**		10,800
Security		**-**		-
Site management		**3,500**		2,760
Utilities		**18,758**		16,630
		59,296		57,819
EXCESS OF REVENUE OVER EXPENSES	$	**17,977**	$	35,407

CRESS HOUSING CORPORATION

Statement of Operations - Activity Centre - Phase 8 **(Schedule 8)**

For the Year Ended December 31, 2020

		2020		2019
REVENUE				
Rental revenue	**$**	**39,352**	$	24,022
Laundry revenue		**-**		-
Administrative recovery		**-**		-
Other		**-**		-
		39,352		24,022
EXPENSES				
Administration - General		**-**		2,500
Amortization		**-**		3,333
Bad debts		**-**		-
Bank charges		**45**		85
Insurance		**2,380**		2,144
Mortgage interest		**-**		-
Janitorial		**64**		206
Repairs and maintenance		**5,732**		5,993
Miscellaneous		**-**		-
Professional fees		**1,000**		925
Property taxes		**9,980**		10,816
Replacement Reserve allocation		**3,200**		3,200
Security		**101**		-
Site management		**-**		802
Utilities		**6,774**		6,442
		29,276		36,446
EXCESS (DEFICIENCY) OF REVENUE OVER EXPENSES	**$**	**10,076**	$	(12,424)

CRESS HOUSING CORPORATION

Statement of Operations - Market Units - Phase 9 **(Schedule 9)**

For the Year Ended December 31, 2020

	2020	2019
REVENUE		
Rental revenue	$ 102,611	$ 104,435
Laundry revenue	518	388
Administrative recovery	1,631	2,198
Other	-	-
	104,760	107,021
EXPENSES		
Administration - General	707	4,380
Amortization	-	-
Bad debts	20	6,070
Bank charges	115	131
Insurance	5,407	5,271
Janitorial	211	-
Miscellaneous	-	-
Mortgage interest	-	-
Professional fees	1,375	1,325
Property taxes	10,460	10,096
Repairs and maintenance	33,641	23,543
Replacement Reserve allocation	13,500	13,500
Security	520	191
Site management	7,000	6,686
Utilities	32,787	26,264
	105,743	97,457
EXCESS (DEFICIENCY) OF REVENUE OVER EXPENSES	(983)	9,564
OWNER'S ALLOCATION OF EXCESS (DEFICIENCY)	(983)	9,564
EXCESS OF REVENUE OVER EXPENSES	$ -	$ -

CRESS HOUSING CORPORATION

Statement of Operations - Market Units - Phase 10 **(Schedule 10)**

For the Year Ended December 31, 2020

		2020		2019
REVENUE				
Rental revenue	$	**66,220**	$	71,185
Laundry revenue		**515**		541
Administrative recovery		**1,087**		1,807
Other		**-**		-
		67,822		73,533
EXPENSES				
Administration - General		**5,669**		4,485
Amortization		**-**		-
Bad debts		**755**		-
Bank charges		**170**		85
Insurance		**4,493**		4,094
Janitorial		**180**		-
Miscellaneous		**-**		-
Mortgage interest		**-**		-
Professional fees		**1,200**		1,125
Property taxes		**7,810**		7,531
Repairs and maintenance		**20,991**		9,886
Replacement Reserve allocation		**10,800**		10,800
Security		**-**		-
Site management		**4,200**		4,236
Utilities		**30,487**		25,346
		86,755		67,588
EXCESS (DEFICIENCY) OF REVENUE OVER EXPENSES	$	**(18,933)**	$	5,945

CRESS HOUSING CORPORATION

Statement of Operations - Market Units - Phase 11 **(Schedule 11)**

For the Year Ended December 31, 2020

		2020		2019
REVENUE				
Rental revenue	**$**	**665,953**	$	661,014
Laundry revenue		**-**		-
Administrative recovery		**9,428**		14,398
Other		**-**		-
		675,381		675,412
EXPENSES				
Administration - General		**30,769**		10,824
Amortization		**-**		-
Bad debts		**6,877**		10,381
Bank charges		**1,038**		465
Insurance		**38,099**		37,378
Miscellaneous		**-**		-
Mortgage interest		**-**		-
Professional fees		**1,475**		1,425
Property taxes		**135,356**		132,164
Repairs and maintenance		**39,745**		62,770
Replacement Reserve allocation		**100,000**		100,000
Security		**-**		-
Site management		**-**		-
Utilities		**7,195**		16,079
		360,554		371,486
EXCESS OF REVENUE OVER EXPENSES	**$**	**314,827**	$	303,926

CRESS HOUSING CORPORATION

Statement of Operations - Market Units - Phase 12 **(Schedule 12)**

For the Year Ended December 31, 2020

		2020		2019
REVENUE				
Rental revenue	**$**	**95,784**	$	89,787
Laundry revenue		-		-
Administrative recovery		**1,087**		1,807
Other		-		-
		96,871		91,594
EXPENSES				
Administration - General		-		50
Amortization		**23,390**		23,597
Bad debts		**789**		2,688
Bank charges		**170**		85
Condominium fees		**25,320**		46,936
Insurance		-		-
Miscellaneous		-		-
Mortgage interest		**25,450**		23,041
Professional fees		**1,350**		1,275
Property taxes		**21,561**		21,053
Repairs and maintenance		**14,841**		17,054
Replacement Reserve allocation		**12,100**		12,100
Security		-		-
Site management		-		345
Utilities		**2,338**		5,379
		127,309		153,603
DEFICIENCY OF REVENUE OVER EXPENSES	**$**	**(30,438)**	$	(62,009)

CRESS HOUSING CORPORATION

Statement of Operations - Market Units - Phase 13 **(Schedule 13)**

For the Year Ended December 31, 2020

		2020		2019
REVENUE				
Rental revenue	$	**107,856**	$	92,318
Laundry revenue		**-**		-
Administrative recovery		**2,991**		4,969
Other		**-**		-
		110,847		97,287
EXPENSES				
Administration - General		**300**		-
Amortization		**-**		-
Bad debts		**3,735**		3,025
Bank charges		**170**		85
Insurance		**7,542**		6,928
Janitorial		**204**		-
Miscellaneous		**-**		-
Mortgage interest		**-**		-
Professional fees		**1,350**		1,275
Property taxes		**15,380**		14,657
Repairs and maintenance		**33,344**		23,555
Replacement Reserve allocation		**29,160**		22,500
Security		**4,541**		5,351
Site management		**4,059**		5,254
Utilities		**30,802**		2,343
Utilities - arrears		**64,559**		-
		195,146		84,973
EXCESS (DEFICIENCY) OF REVENUE OVER EXPENSES	**$**	**(84,299)**	$	12,314

CRESS HOUSING CORPORATION

Statement of Operations - Market Units - Phase 14 **(Schedule 14)**

For the Year Ended December 31, 2020

		2020		2019
REVENUE				
Rental revenue	**$**	**72,740**	$	69,285
Laundry revenue		**642**		1,144
Administrative recovery		**1,631**		2,711
Other		**-**		-
		75,013		73,140
EXPENSES				
Administration - General		**1,253**		1,343
Amortization		**6,418**		6,133
Bad debts (recovery)		**(2,860)**		2,860
Bank charges		**170**		85
Insurance		**4,672**		4,368
Miscellaneous		**-**		-
Mortgage interest		**5,187**		5,472
Professional fees		**1,175**		1,125
Property taxes		**9,922**		9,974
Repairs and maintenance		**10,955**		9,800
Replacement Reserve allocation		**13,600**		13,600
Security		**-**		-
Site management		**3,750**		3,318
Utilities		**19,536**		15,268
		73,778		73,346
EXCESS (DEFICIENCY) OF REVENUE OVER EXPENSES	**$**	**1,235**	$	(206)

CRESS HOUSING CORPORATION

Statement of Operations - Market Units - Phase 15 **(Schedule 15)**

For the Year Ended December 31, 2020

	2020	2019
REVENUE		
Rental revenue	**$ 230,558**	$ 299,439
Laundry revenue	**1,988**	2,290
Administrative recovery	**3,764**	8,170
Other	-	-
	236,310	309,899
EXPENSES		
Administration - General	**2,960**	2,285
Amortization	**103,133**	97,946
Bad debts	**5,505**	19,199
Bank charges	**981**	456
Insurance	**21,029**	20,037
Janitorial	**1,314**	833
Miscellaneous	-	-
Mortgage interest	**55,910**	61,096
Professional fees	**1,300**	1,250
Property taxes	**25,957**	24,708
Repairs and maintenance	**82,106**	53,065
Replacement Reserve allocation	**29,400**	23,705
Security	**5,328**	9,108
Site management	**11,200**	10,524
Utilities	**66,062**	66,009
	412,185	390,221
DEFICIENCY OF REVENUE OVER EXPENSES	**$ (175,875)**	$ (80,322)

CRESS HOUSING CORPORATION

Statement of Operations - Market Units - Phase 16 **(Schedule 16)**

For the Year Ended December 31, 2020

		2020		2019
REVENUE				
Rental revenue	**$**	**79,507**	$	86,564
Laundry revenue		**5,139**		1,320
Administrative recovery		**1,631**		2,711
Other		**-**		-
		86,277		90,595
EXPENSES				
Administration - General		**896**		5,050
Amortization		**14,301**		13,609
Bad debts		**1,980**		-
Bank charges		**170**		85
Insurance		**6,611**		6,684
Janitorial		**199**		-
Miscellaneous		**-**		-
Mortgage interest		**17,866**		18,558
Professional fees		**1,150**		1,075
Property taxes		**12,600**		13,310
Repairs and maintenance		**17,060**		15,919
Replacement Reserve allocation		**14,400**		14,400
Security		**-**		-
Site management		**3,250**		3,307
Utilities		**23,472**		16,594
		113,955		108,591
DEFICIENCY OF REVENUE OVER EXPENSES	**$**	**(27,678)**	$	(17,996)

CRESS HOUSING CORPORATION

Statement of Operations - Market Units - Phase 17 **(Schedule 17)**

For the Year Ended December 31, 2020

	2020	2019
REVENUE		
Rental revenue	**$ 213,651**	$ 287,058
Laundry revenue	-	-
Administrative recovery	-	-
Other	-	-
	213,651	287,058
EXPENSES		
Administration - General	**17,400**	22,261
Amortization	-	-
Bad debts	-	-
Bank charges	-	-
Insurance	**4,265**	4,163
Janitorial	**9,584**	8,327
Miscellaneous	-	-
Mortgage interest	-	-
Professional fees	**900**	675
Property taxes	**32,880**	30,841
Repairs and maintenance	**8,900**	6,425
Replacement Reserve allocation	**8,000**	-
Security	-	-
Site management	**6,238**	11,516
Utilities	**44,400**	50,566
	132,567	134,774
EXCESS OF REVENUE OVER EXPENSES	**81,084**	152,284
OWNER'S ALLOCATION OF EXCESS	**81,084**	152,284
EXCESS OF REVENUE OVER EXPENSES	**$ -**	$ -

CRESS HOUSING CORPORATION

Statement of Operations - Market Units - Phase 18 **(Schedule 18)**

For the Year Ended December 31, 2020

		2020		2019
REVENUE				
Rental revenue	**$**	**18,700**	$	18,700
Laundry revenue		**-**		-
Administrative recovery		**-**		-
Other		**-**		-
		18,700		18,700
EXPENSES				
Administration - General		**-**		-
Amortization		**4,649**		4,443
Bad debts		**-**		-
Bank charges		**-**		-
Insurance		**1,616**		1,596
Miscellaneous		**-**		-
Mortgage interest		**6,020**		6,225
Professional fees		**700**		675
Property taxes		**3,764**		3,675
Repairs and maintenance		**4,829**		3,641
Replacement Reserve allocation		**2,400**		2,400
Security		**-**		-
Site management		**-**		-
Utilities		**308**		125
		24,286		22,780
DEFICIENCY OF REVENUE OVER EXPENSES	**$**	**(5,586)**	$	(4,080)

CRESS HOUSING CORPORATION

Statement of Operations - Market Units - Phase 19 **(Schedule 19)**

For the Year Ended December 31, 2020

	2020	2019
REVENUE		
Rental revenue	$ -	$ -
Laundry revenue	-	-
Administrative recovery	-	-
Management and maintenance fee	**57,839**	86,738
	57,839	86,738
EXPENSES		
Administration - General	**8,557**	8,000
Amortization	-	-
Bad debts	**22,489**	-
Bank charges	-	-
Insurance	-	-
Janitorial	-	-
Miscellaneous	-	-
Mortgage interest	-	-
Professional fees	**500**	-
Property taxes	**4,747**	4,635
Repairs and maintenance	**34,598**	64,040
Replacement Reserve allocation	-	-
Security	-	844
Site management	-	1,816
Utilities	**9,437**	7,403
	80,328	86,738
DEFICIENCY OF REVENUE OVER EXPENSES	**$ (22,489)**	$ -

CRESS HOUSING CORPORATION

Statement of Operations - Market Units - Phase 20 **(Schedule 20)**

For the Year Ended December 31, 2020

		2020		2019
REVENUE				
Rental revenue	**$**	**41,757**	$	37,215
Laundry revenue		**-**		-
Administrative recovery		**-**		-
Other		**-**		-
		41,757		37,215
EXPENSES				
Administration - General		**-**		-
Amortization		**7,060**		6,740
Bad debts		**-**		-
Bank charges		**-**		-
Insurance		**2,208**		2,023
Janitorial		**-**		-
Miscellaneous		**-**		-
Mortgage interest		**10,345**		10,664
Professional fees		**975**		675
Property taxes		**7,190**		7,021
Repairs and maintenance		**1,899**		2,141
Replacement Reserve allocation		**4,800**		3,600
Security		**-**		-
Site management		**-**		-
Utilities		**28**		325
		34,505		33,189
EXCESS OF REVENUE OVER EXPENSES	**$**	**7,252**	$	4,026

CRESS HOUSING CORPORATION

Statement of Operations - Market Units - Phase 21 **(Schedule 21)**

For the Year Ended December 31, 2020

		2020		2019
REVENUE				
Rental revenue	**$**	**4,060**	$	-
Laundry revenue		**-**		-
Administrative recovery		**-**		-
Other		**-**		20,000
		4,060		20,000
EXPENSES				
Administration - General		**-**		-
Amortization		**-**		-
Bad debts		**-**		-
Bank charges		**-**		-
Insurance		**-**		-
Janitorial		**56**		-
Miscellaneous		**-**		-
Mortgage interest		**-**		-
Professional fees		**700**		650
Property taxes		**2,468**		2,410
Repairs and maintenance		**1,093**		864
Replacement Reserve allocation		**1,800**		1,800
Security		**-**		-
Site management		**-**		-
Utilities		**3,691**		2,048
		9,808		7,772
EXCESS (DEFICIENCY) OF REVENUE OVER EXPENSES	**$**	**(5,748)**	$	12,228

CRESS HOUSING CORPORATION

Statement of Operations - Market Units - Phase 22 **(Schedule 22)**

For the Year Ended December 31, 2020

		2020		2019
REVENUE				
Rental revenue	**$**	**56,534**	$	36,935
Laundry revenue		**-**		-
Administrative recovery		-		-
Other		**-**		-
		56,534		36,935
EXPENSES				
Administration - General		-		764
Amortization		-		-
Bad debts		**-**		-
Bank charges		-		8
Insurance		**-**		-
Janitorial		**-**		-
Miscellaneous		**-**		-
Mortgage interest		-		-
Professional fees		**700**		600
Property taxes		**-**		-
Repairs and maintenance		**49,400**		2,255
Replacement Reserve allocation		**-**		-
Security		-		-
Site management		**-**		-
Utilities		**1,082**		1,524
		51,182		5,151
EXCESS OF REVENUE OVER EXPENSES	**$**	**5,352**	$	31,784

CRESS HOUSING CORPORATION

Statement of Operations - Market Units - All **(Schedule 23)**

For the Year Ended December 31, 2020

	2020	2019
REVENUE		
Rental revenue	**$ 2,052,979**	$ 2,175,172
Laundry revenue	**14,872**	8,750
Administrative recovery	**28,416**	54,144
Management and maintenance fee	**57,839**	86,738
Other	**-**	20,000
	2,154,106	2,344,804
EXPENSES		
Administration - General	**83,609**	74,093
Amortization	**158,950**	155,801
Bad debts	**43,052**	45,503
Bank charges	**3,538**	1,740
Condo fees	**25,320**	46,936
Insurance	**110,280**	103,519
Janitorial	**11,980**	9,366
Mortgage interest	**120,777**	127,311
Professional fees	**20,000**	18,000
Property taxes	**347,114**	339,443
Repairs and maintenance	**417,944**	362,867
Replacement Reserve allocation	**279,160**	257,605
Security	**10,491**	15,494
Site management	**46,697**	54,527
Utilities	**410,992**	306,792
	2,089,904	1,918,997
EXCESS OF REVENUE OVER EXPENSES	**64,202**	425,807
OWNER'S ALLOCATION OF EXCESS	**80,101**	161,848
NET EXCESS OF REVENUE OVER EXPENSES	**$ (15,899)**	$ 263,959

NOTES

SASKATOON TRIBAL COUNCIL

SUITE 200 – 335 PACKHAM AVENUE,
SASKATOON, SK S7N 4S1
TEL 306.956.6100 **FAX** 306.244.7273
WWW.SKTC.SK.CA